

# Favemanc

Sistemas de fachada ventilada

## PHOTOCATALITIC CERAMIC FAÇADE

Decontaminant & self cleaning

ISO 27448 - EN 221971

Sustainability

Design

Raw materials

Extrusion

Architecture

Favemanc  
Ventilated facade systems



## TABLE OF CONTENTS

<b>1.</b>	About us	4-5	<b>9.</b>	Certificates	20-21
<b>2.</b>	Projects around the world	6-7	<b>10.</b>	Technical assistance and services	22-23
<b>3.</b>	Raw materials	8	<b>11.</b>	Restoration	24-25
<b>4.</b>	The properties of extrusion in architecture	9	<b>12.</b>	Colours and textures	26-35
<b>5.</b>	Sustainability	10-11	<b>13.</b>	Extruded ventilated façade systems	36-147
<b>6.</b>	What is a ceramic ventilated façade?	12	■	XC 16 system	38-49
<b>7.</b>	Why choose a ceramic ventilated façade?	13	■	XB PRO 17 system	50-75
<b>8.</b>	Advantages of a ceramic ventilated façade as opposed to other materials.	14-15	■	XD 22 system	76-91
<b>7.</b>	Active Plus	16-17	■	XD20	92-93
<b>8.</b>	Cooling effect	18-19	■	XD Brick	94-95
			■	Volumetrics	96-123
			■	Shutters	124-149
			■	XXL panel	150-151
			■	Ceramic curve corner	152-153
			<b>14.</b>	Construction details	154-167

## MORE THAN 30 YEARS DEVELOPING EXCLUSIVE IDEAS USING EXTRUSION IN CERAMICS FOR AN ARCHITECTURE WITH SUSTAINABILITY WITH RESPECT TO THE RAW MATERIALS USED

Gresmanc Group, under the brand name Favemanc, has more than 70 years' experience in its field of activity in Los Yébenes (Toledo), a town where there are a number of production and logistics centres. For 3 generations the company has been dedicated to the manufacture and trade of ceramic building materials. Its activity is focused especially on the production of extruded clinker, a ceramic material glazed for high resistance, durability and low absorption, responding to the most demanding and modern requirements in national and international markets. The extraordinary quality of the products of Gresmanc Group and its full range of specialised components have made the company a flagship at global level, thanks to its commitment to innovation and the ability to offer customers the best in design, quality, functionality and service.





## Extrusion and design, infinite possibilities to create ventilated facades.

The multitude of design possibilities offered by ceramics makes it one of the key materials in the construction sector thanks to its high-level functionalities and physical qualities which are compatible with architectural sustainability. In installing ceramic ventilated façade systems these can be complemented by specialised components and compatible shutters, which bestows a uniqueness to any building.

Thanks to the manufacturing method of extrusion, we are building an exclusive collection of volumetric ceramic components for ventilated facades, which provide endless aesthetic possibilities in the world of architecture. The principal value added which supports architecture is the capacity to extrude ideas into ceramics.



## PROJECTS AROUND THE WORLD

Favemanc's systems of ceramic ventilated facades are one of the key materials in the construction sector thanks to its high-level functionalities and quality which are in line with sustainable architecture. This means that we are present in more than 70 countries, with large scale projects throughout the world, such as the United States, Brazil, Russia and South Korea. Our systems adapt to all types of architectural design in the most diverse cultures and climactic zones, with different and extreme environmental and weather conditions. The scope of applications ranges from hotels, hospitals, shopping centres, office blocks to residential apartment blocks.



# +1.000

PROJECTS CARRIED OUT

WORLDWIDE IN

# +70

COUNTRIES

ACROSS ALL CONTINENTS



## RAW MATERIALS: WATER AND CLAY



Ceramics has been present throughout the whole history of architecture, but the future is also full of possibilities because it is a material which allows change and it is capable of evolving with technology. As well as this its ecological, resistance and versatility means that it is one of the best options for cladding. The basis of its production is water, clay and fire, natural materials for an ecological and sustainable project, perfect for ecological and bioclimatic architecture.



## THE POTENTIAL OF EXTRUSION IN ARCHITECTURE



Extrusion enables the creation of exceptional architectural materials and solutions with the value and guarantee of quality in the ceramics. What does the process of extrusion involve? The principal differentiating characteristic of this manufacturing method lies in the moulding of the components: the clay, mixed with water and other minerals, are compacted and, under vacuum pressure, compressed via a mould which determines the final shape of the piece. The process of extrusion equips the ceramic components with a natural, laminated and homogenous structure which gives greater resistance and functionalities of safety and anti-slippage than ceramics which are dry pressed.

Extruded ceramics are responsive to the needs of the creative design as well as being energetically efficient, being capable of adapting to any space or building.

Some of the advantages of the ceramics are its durability, absence of toxic emissions and its resistance (to fire, to solar radiation and inclement atmospheric aspects, among other things). Ceramics barely requires any maintenance and is very versatile given that it can be manufactured in a wide range of forms. It has low consumption of resources and is capable of adapting to any space or building.



## SUSTAINABILITY

Minimising environmental impact has been a fundamental principle for the Gresmanc Group since it was founded. This strong commitment is materialised in an environmental growth model which in turn offers our customers innovative and high quality ceramics. The first steps we take are based on the concept of a circular economy, reinforcing responsible production and consumption:

### 100%

Re-use of waste products generated by our principal raw materials, such as water and enamels from the cleaning of the spray booths, as well as ceramic material discarded at different stages of the process, which, once it has been appropriately treated, is re-incorporated to the production process.

### 100%

After the manufacture process all water resources are re-used, being re-incorporated to the manufacturing process following water purification and management.

### 100%

Management of waste generated via the activity, both hazardous and non-hazardous, such as cardboard and plastic is carried out via the authorised recycling operators.

### 100%

Savings and efficiency systems are established based on the reduction of the effect of greenhouse gases.

### 75%

We collaborate with local providers, meaning fewer requirements for transport and avoidance of excessive plastic packaging.



Our raw materials come from nature, it is intrinsic to us to care about our natural resources and we are proactive in the creation of more sustainable systems, adding value for our customers who are becoming more conscious of the impact of their consumption on the environment and sustainability.

# 100%

of the ceramics this can be recycled once it has come to the end of its life span.

# 54%

of recycled material contains our ceramic ventilated façade panels, of pre consumption from our production process. In addition, these panels can be disassembled once installed without the need for demolition.

# -13%

Reduction of CO2 emissions related to our production process in the last 10 years.

# 100%

The generation of waste is minimised via the processing and homogenisation of discarded materials and their subsequent re-incorporation to the productive process.

# -26%

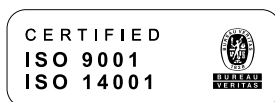
of the concentration of dust emissions in our installations in the last 5 years.

# 10%

Renovation of the fleet of low emission commercial vehicles to contribute to the reduction of the carbon footprint.

## Favemanc environmentally sustainable materials

Sustainable designs must prioritise materials which minimise the environmental impacts throughout their life cycle. Favemanc adheres to a number of product standards for classification of our façade as a sustainable material.



### ISO 14001:

This regulation guarantees that our environmental management system is robust, promoting continuous improvement in our environmental role.



### Environmental Protection Declaration

By providing transparent information with regard to the environmental impact of our product, the Environmental Protection Declaration allows customers to take informed decisions, aligning with our commitment to sustainability.



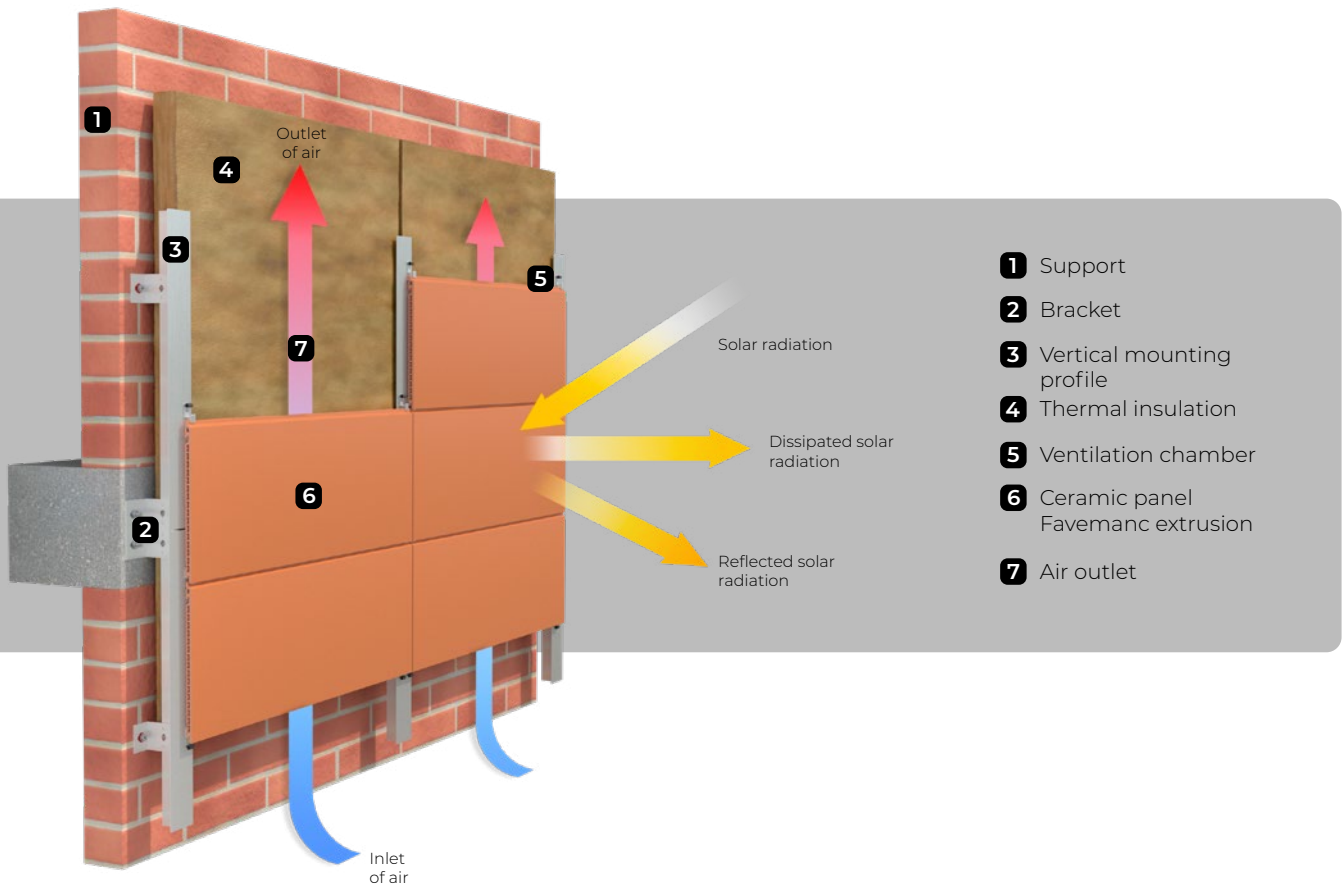
### Healthy Product Declaration

Emphasising the health aspect of our material, the Healthy Product Declaration guarantees that our façade does not just contribute to environmental sustainability, but also promotes people's wellbeing.

By adhering to these standards and declarations, Favemanc does not just create a façade which complies with aesthetic and functional requirements, but which is also aligned with our commitment to the environment and human health.

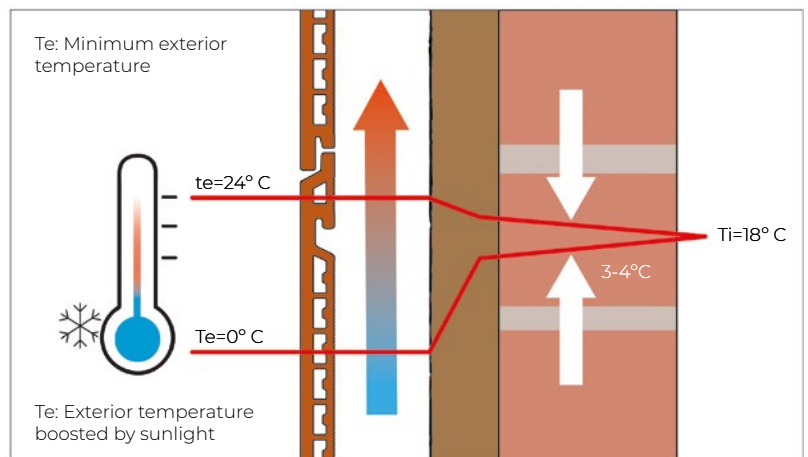
## WHAT IS A CERAMIC VENTILATED FAÇADE?

The ventilated façade consists of a construction solution for the surroundings of the building where the air chamber is open and permits the flow of air internally. This is known commonly as the “chimney effect”. In the air chamber a form of continuous ventilation is produced, improving the hygrothermal behaviour of the surroundings, which results in an increase in the thermal and acoustic insulation inside the building.




The ceramic ventilated façade of Favemanc represents an innovative assembly system, based on alveolar ceramic slabs, which creates a manageable environment with no expansion, great durability and high resistance to impact. The panels are installed by means of concealed mounting, without the need to make any incision in the ceramic surface. If one of the panels breaks, it can be replaced very easily by a new one. The result is a modular panel system which guarantees optimal mounting and an aesthetic integral to ceramics.

However, based on the design of each project, the ceramic ventilated façade can be combined with a range of materials such as aluminium, stainless steel, glass and wood.



Rough thermal shocks and thermal inertia of the Favemanc ventilated façade

## WHY CHOOSE A CERAMIC VENTILATED FAÇADE?



### Energy efficiency

The choice ventilated façade for a construction solution optimises and reduces energy consumption given that a significant part of thermal bridges are suppressed, thus in certain situations more than 30% of energy can be saved.



### Sustainability

Our products have a reduced environmental impact throughout their whole life cycle.

The natural origins of the clay means that during manufacture, when the project is completed and during the useful life of the panels, no type of waste or toxic products are generated which harm the environment.



### Helps stop the spread of fire

The absence of acoustic bridges means a reduction in noise coming inside, improving insulation and providing a quieter environment. As well as the greater absorption generated by the ventilated chamber, there is reduced reverberation, also improving the acoustics.



### Durability

With normal use and maintenance of our panels, the durability of the building is increased because it is a system which avoids condensation in the interior, thus extending the useful life of the property.



### Helps stop the spread of fire


Another important characteristic of the system is that it does not contribute to the spread of fire.



### High level functionalities

The benefits offered by extrusion include significant mechanical resistance thanks to the density and alveolar structure and the absence of mechanisations, incisions or other alterations.

## ADVANTAGES OF CERAMIC VENTILATED FAÇADE OVER OTHER MATERIALS



Ventilated façades in construction have a series of advantages compared to other systems, for example:



**Thermal and acoustic comfort inside the building**



**Up to 30% saving on energy costs**



**Elimination of the thermal bridges between the external part of the cladding and the interior of the room.**



**Reduced solar radiation**  
80% reduction in solar radiation on the enclosure



**Durability in time / Resistance to weather elements**

The technical features of our ceramics mean that they remain unchanged over time.



**Sustainability**

Due to the organic origins of the clay, our products have a low environmental impact throughout their whole life cycle. From manufacture to final installation no waste or toxins are produced.



**Elimination of condensation**

This system of ventilated façade prevents the development of humidity and condensation due to the flow of air which circulates via the interior chamber.



**Minimum maintenance**

The features of our ceramics translate into minimum maintenance costs.



**Easy cleaning**

It is easy to clean off paint stains or graffiti.



**Property value**

Ventilated facades mean less long-term depreciation of the building.



**Unlimited design possibilities**

Our raw material and production processes allow for creation of pieces in different volumes, textures and colours.



**Improvement in acoustic insulation**

The absence of acoustic bridges translates into less noise coming into the building, improving insulation. In addition, the greater absorption generated by the ventilated chamber helps to reduce reverberation time, further improving the acoustics.



**Fire resistance**

A1 Classification – (Does not aggravate up to the most serious of fires).



**Integrated project management**

We take charge of the whole process:

- Design
- Execution
- Post-sales



## ACTIVE PLUS

Air contamination is one of the main environmental problems globally and is associated with a range of adverse impacts on people's health. In the continuous efforts to find sustainable solutions for the construction sector, we have been successful in manufacturing ceramic panels which actively contribute to improving air quality.

### Decontaminating effect

The photocatalytic effect produced on the ceramic surfaces helps reduce atmospheric contamination, principally nitrogen oxide (NOx) molecules.

How does the decontaminating effect work?



- By direct action: Reduction of toxic gaseous substances (nitrogen oxide (NOx), such as benzene and toluene etc) produced by human activity (industry, automobiles, heating etc). Degradation of the macromolecule (NOx) backed up by the laboratory in accordance with standard **EN 221971**.
- By indirect action: Via destruction of the contaminants (NOx), with the formation of ozone (O3).

It is important to highlight that:

- Favemanc ceramic panels for ventilated façades do not contain any toxic substances or irritants.
- The principal active ingredient does not deplete because it is not involved in chemical reactions and because it reacts permanently with the light, whether natural or artificial. In addition, it is resistant to deep abrasion.

### Self-cleaning properties



The composition of the ceramic panels for the façade has hydrophilic properties which prevent dirt from adhering to the ceramic surface.

This property is endorsed and certified by the laboratory, following the standards laid out as part of regulation **ISO 17448:2009**, which specifies the assessment methods for testing the self-cleaning capacity of photocatalytic materials.



### Photocatalysis, the decontaminating option.

Favemanc's extruded ceramic panels for ventilated facades incorporate an active principal component which acts in the presence of UV-A light, both natural and artificial, and which produces a photocatalytic reaction at nanometric scale which has decontaminating and self-cleaning benefits.



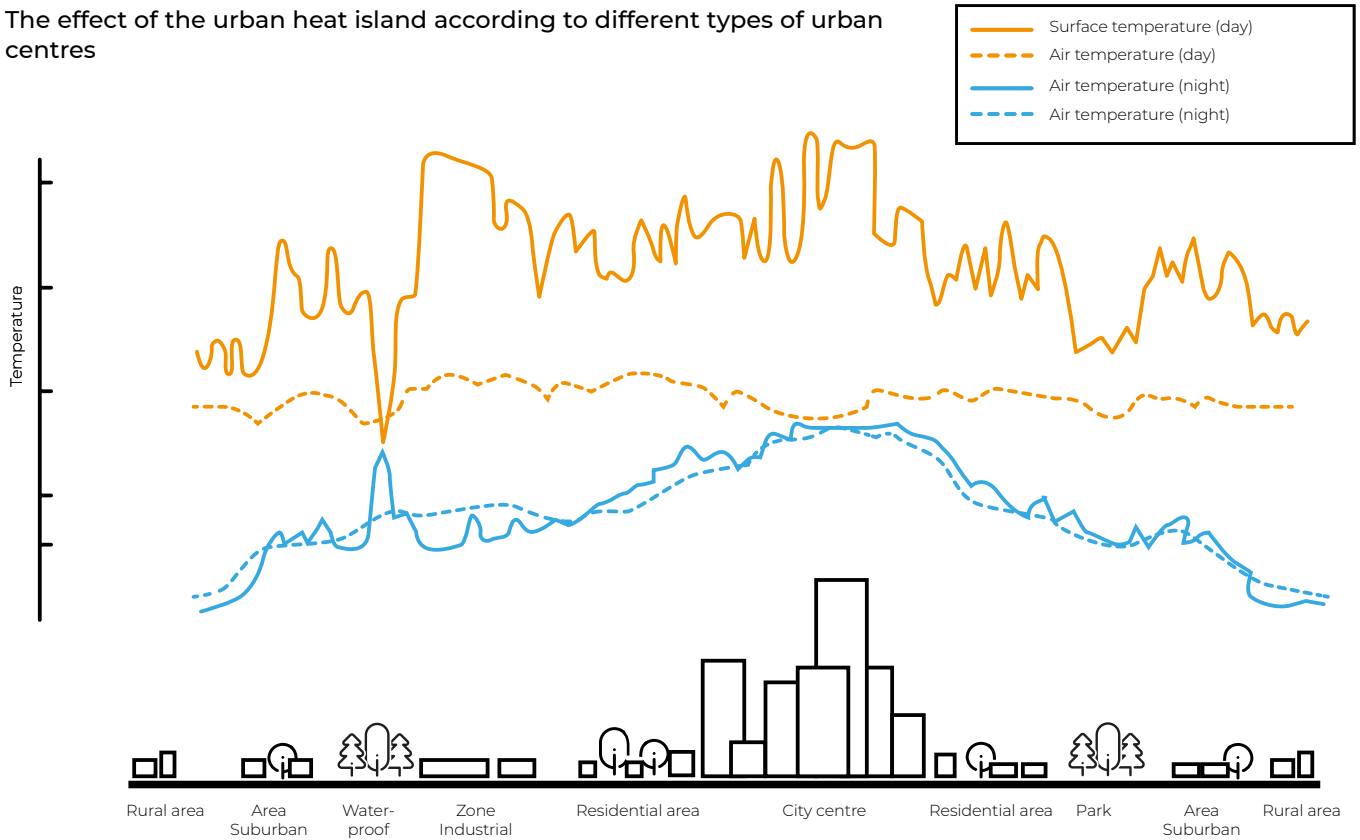
Hotel Premier Inn, Hammersmith, London, United Kingdom. Multifunctional UTM, square shutters and smooth panels of 1,200x600x40mm.

## COOLING EFFECT

Reduce the effect of the urban heat island with a light-coloured ceramic ventilated façade.

The heat island is caused when the zones affected experience higher temperatures compared to their homologous rural areas. This phenomenon is particularly prevalent in urban environments, where the effect of the heat island is caused by sunlight which heats dark coloured surfaces such as roads, facades and roofs.

The effect of the urban heat island according to different types of urban centres



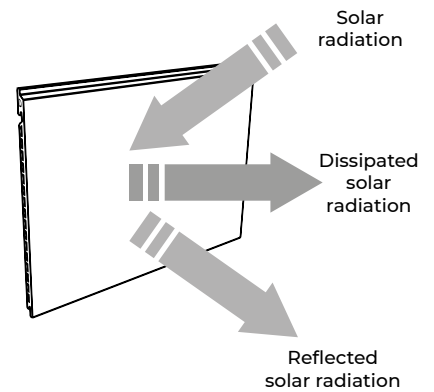
Reduction in the heat island effect is complex and requires substantial change to urban structures. However, everyone is working to achieve sustainable materials which contribute to the elimination of these adverse effects.

### Cooling effect

Favemanc's light-coloured ceramic ventilated facades play a crucial role in mitigating the effects of the urban heat island.

With a high Solar Reflectance Index (SRI) and in accordance with **ASTM E1980-11** testing, our products are designed to reflect a significant amount of sunlight while minimising heat absorption. This means that Favemanc's facades are ideal for architectural projects destined to confront the challenges posed by the effects of the urban heat island.

Choose Favemanc to find sustainable and respectful architectural solutions which contribute to a fresher and more comfortable urban environment.



Ventilated ceramic panel



Well Project Lagos, Montevideo, Uruguay. System XB Pro 17 colour F039 Negronat.

## CERTIFIED

One of the fundamental objectives of Favemanc is to offer the best experience to its customers. It is because of this that their products are subjected to the most rigorous controls and the company makes permanent investment into the most modern technology, with the aim of reaching the required level of excellence across all its production.

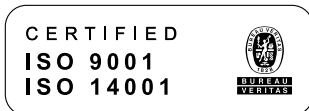


It has the highest certifications in all production phases including design, as well as those required for the final product. The CE mark indicates conformity of products with Community Directives which govern manufacturing. They also comply with Community Directives for production processes.



Our ceramic panels have the DAPcons® seal which indicates the maximum classification of sustainability following evaluation of the environmental impact throughout the product's life cycle. The Environmental Product Declaration (EPD) encourages the demand and production for products which minimise the impact on the environment, communicated via rigorous and verifiable information. The EPD permits the promotion, dissemination and communication of quantified environmental information about the lifecycle of a product. This type of EPD covers the production stage (manufacturing), building construction, use and maintenance (useful life stage), demolition and handling and elimination of waste.

With this EPD we go even further in normalisation and certification of our products in accordance with the European Regulation for Construction Products or in certification schemes for buildings such as LEED or BREEAM.



UNE-EN ISO 9001

It complies with the UNE-EN ISO 9001 Management Quality standard, certified via the certifying company Bureau Veritas.


UNE-EN ISO 14001

Our Quality and Environmental policies provide a frame of reference to establish, review and comply with global and specific objectives, involving all parts of the company in the management of quality and the environment.



The Health Product Declaration (HPD)

This declaration establishes in a standardised manner the contents of construction materials and their effects on health, based on hazards lists prioritised in the HPD, in the GreenScreen List Translator™ and GreenScreen®.



Our ceramic panels have been guaranteed impartially as technically appropriate for installation in residential buildings and workspaces by an important institution in the construction sector, namely the Eduardo Torroja Institute of Construction Science.

## USA

**AAMA 509-14**

Certified by the American Architectural Manufacturers Association via their voluntary testing and classification method for systems of wall cladding with rain drainage screens and posterior ventilation.

**AAMA 5011-17**

Certified by the American Architectural Manufacturers Association via their standard testing method for water penetration in windows, curtain walls and doors using dynamic pressure.

**ASTM E283-04**

Standard testing method to determine the rate of air escape via exterior windows, curtain walls and doors under different pressures.

**ASTM E331-00**

Water penetration in external windows, skylights, doors and curtain walls via a uniform difference in static air pressure.

**ASTM E330/E330M-14**

Standard testing method for structural performance for external windows, doors, skylights and curtain walls via a uniform difference in static air pressure.

**ASTM C1026-13(2018)**

Standard testing method for measuring resistance of ceramic and glass tiles to freezing and defrosting cycles.

**ASTM E1980-11**

Standard testing method to calculate solar refraction index for opaque, slightly sloping surfaces.

**ASTM D1929-20**

Standard testing method to determine the ignition temperature for plastics.

**ASTM C67**

Standard testing method for sampling of clay bricks and slabs used in construction.

**ASTM C648**

Standard testing method for resistance to cracking in ceramic slabs.

**ASTM G154**

Standard testing method for functioning of ultra-violet (UV) light and fluorescent light apparatus for the exposure of materials.



## United Arab Emirates

**TBW0300729 - TBW0300730**

Thomas Bell Wright International Consultants is a private engineering company with multiple accreditations, based in Dubai. It offers independent services of Testing, Inspection and Certification (TIC) principally in the buildings construction sector, which has accreditations in ISO 17025 (Laboratory testing), ISO 17020 (Inspections), ISO 17065 (Certifying Organisation) and AC291 (Special Inspections Agency) provided in different formats by the UK Accreditation Service (UKAS) and the International Accreditation Service (IAS) of the EE. UU, the Emirates International Accreditation Centre (EIAC), the Gulf Accreditation Centre (GCA) and the Emirates National Accreditation Service (ENAS).

## TECHNICAL ASSISTANCE AND SERVICES



### Advice during the design phase

During the initial project phases where there is simply an idea, a concept in the mind of the architects and designers, Favemanc is the ideal ally to help create the design concept. Our experience and know how is put at the disposal of the technical specialists to make your projects into a reality. Finding personalised solutions is one of the strengths that makes us the ideal companion to have in projects where ventilated facades play the principal role.

## Project consultancy

Our presence can oversee the whole project life cycle from the initial stages up to the completion of the building. Once the fundamental parameters of the project are established and the project enters the technical stage, we continue assisting the project design teams with the choice of the appropriate system. An in-depth analysis of the design requirements together with the technical specifications to be completed combine to present the optimal result.



## Technical assistance in the project

Another of our strengths is our human resources, which includes specialist personnel working in assembly and installation of our systems. Our technical department's staff can provide training of teams as well as technical supervision for the launch, installation and completion of the assembly works.



## REHABILITATION

The modular system of a large quantity of panels makes it ideal for conditioning, restoration and refurbishment of properties where the objective is not just to improve the external aspect but also their energy performance. Our systems enable old buildings to acquire a new external design and to reduce environmental impact with greater energy efficiency.



Refurbishment project, Torre Irrintzi, Pamplona.



Photo of refurbishment.



Torre Irrintzi before.



Refurbishment project at C/ Isabel II. Donostia, Guipuzkoa.



### Cleaning

The mechanical installation of the Favemanc systems means that a large part of the work is carried out at the factory meaning that the work on site is very limited and clean.



### Reduction of waste

The dry assembly of the elements means that the work area stays cleaner, as well as there being significantly fewer costs being generated for management of waste.



### Speed of execution

Modular assembly via mechanical means involves a time saving in carrying out the work. It improves the performance of installation workers, leading to financial savings.



### Conciliation work vs exploitation of the building

In cases of buildings refurbishment, one of the big advantages of our system is that there is no interruption to the use of the internal space during the refurbishment works.






COLOURS  
AND  
TEXTURES

# Standard colours in permanent stock

Available for system XB PRO 17

## Natural colours



F055 Blanconat 9010



F036 Blanconat



F033 Terranat

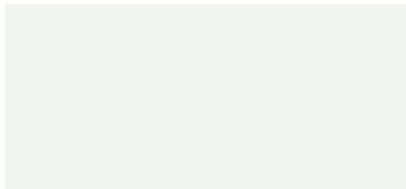


F037 Grisnat




F039 Negrinat

## Monochrome glazed colours




F059 Nieve



F002 Antracita

## Glazed design colours



F052 White Stone



Façade detail , system XB Pro 17, colour F036 Blanconat

## Colors on request

For all systems and formats


### Natural colours




F041 Marfilnat



F038 Tabaconat



### Monochrome glazed colours




F061 Ibiza



F074 Amarillo Napoles



F013 Terracota




F060 Kuwait



F023 Albero




F014 Serna




F030 Blanco Corea



F003 Arena




F011 Tabaco



F028 Beige Milán




F001 Aldonza



F043 Braun


## Monochrome glazed colours



F025 Rojo



F020 Celeste



F075 Gris Topo



F056 Rojo Mate




F035 Azul Argel




F017 Gris Marengo



F019 Turquesa




F042 Gris India



F105 Gris Barcelona



F024 Verde




F032 Gris Miró




F016 Grafito




F044 Verde 6019



F077 Gris Perla




F045 Verde 6024



F04 Gris Cemento



F046 Verde 6029



F078 Gris Londres



## Colors on request

For all systems and formats

### Super brilliant glazed colours


#### Gloss




F096 Yellow super glossy.



F057 White glossy



F008 Metalizado Plata



F097 Green super glossy



F068 Amarillo India



F007 Metalizado Bronce




F103 Grey super glossy




F067 Azul India

### Glazed design colours


#### Stone




F053 Bermeo



F065 Beige Zarautz



F070 Verde Grey



F064 Tui



F054 Zarautz

## Glazed design colours

### Wood




F049 Samara



F048 Volga



F076 Irati



F051 Tundra



F050 Taiga




Promotion Amenabar Montevega, Madrid. System XB Pro 17 colour F076 Irati

## Customized colours

### CREATING YOUR COLOURS

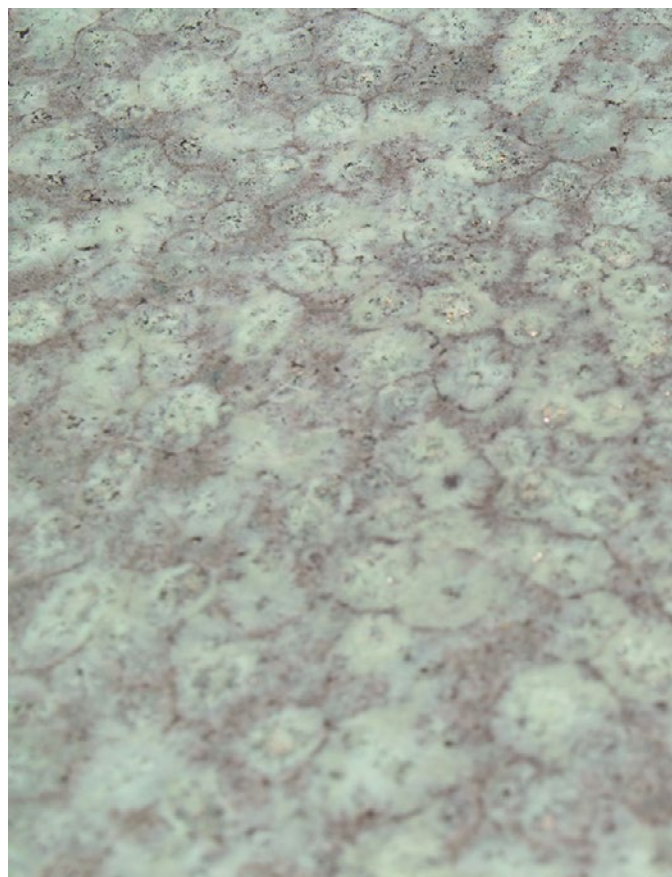
We develop colours customised for different and unique projects via a process of study by our technicians. This is based on our development team's decades of experience, allowing us always to offer the best quality in all the projects we work on.

We bring absolute dedication and perfectionist qualities to all our projects.



#### Reactive glazes

We create fantastic effects to our panels, giving each project a unique appearance, inspired by organic shapes.





**Metallic effects**

A dynamic and robust effect, a mixture of textures for a project full of character.



**Textures**

Texted rock form which makes any creation more dynamic.







## EXTRUDED VENTILATED FAÇADE SYSTEMS

XC 16 SYSTEM

XB PRO 17 SYSTEM

XD 22 SYSTEM

XD 20

XD BRICK


VOLUMETRICS

SHUTTERS

XXL PANEL

CURVED CERAMIC PANEL


## XC 16 SYSTEM



Project in Merida, Spain.

PANEL

This system was conceived for installation using a system of vertical and horizontal double profile without clips, with the panels simply suspended thus enhancing the system’s mechanical features and design benefits, enabling a staggered placement.




<b>Height</b>	300 mm	11 13/16 in	400 mm	15 3/4 in
<b>Length*</b>	<1200 mm		47 1/4 in	
<b>Thickness</b>	16 mm		0 5/8 in	
<b>Weight</b>	25,3 kg/m <sup>2</sup>		4,81 lb/sqft	

\*Maximum length available at 1 mm intervals.



Logistics Centre Sufersal Project, Shoham High Park, Israel



Office building, Carab, Algeria



Oran University, Algeria.



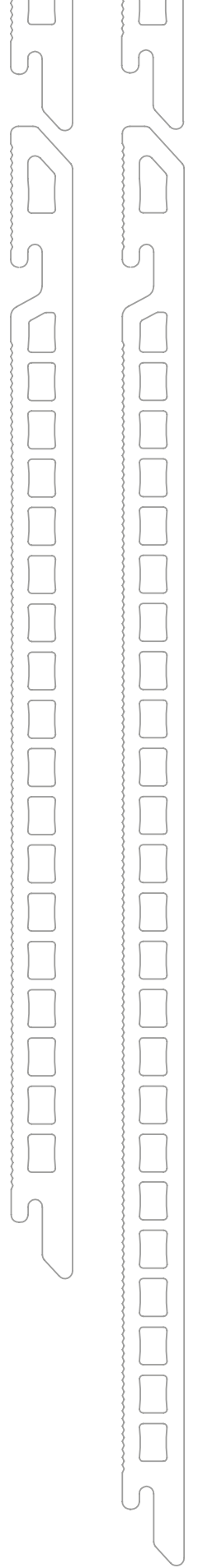

## XC 16 SYSTEM

### INSTALLATION SYSTEM

This system's feature is a mechanical installation system, without the use of fixing clips. The panels are hung over a running horizontal profile which, in turn, is fixed on vertical profiles. Thus, it is a double system, forming a mesh or fabric based on vertical and horizontal profiles. This gives the system greater stability and resistance.

#### TECHNICAL DETAILS

Thickness	Height	Length
16 mm	0 5/8 in	<1200 mm
	300mm	<47 1/4 in
	400 mm	15 3/4 in



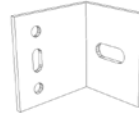
## ELEMENTS OF THE SYSTEM



**1** Support bracket  
(Aluminium)



**2** HAS M8 x 70 (Stainless  
Steel A2)



**3** Retention bracket  
(Aluminium)



**4** HRD 10 x 80 (Stainless  
Steel A2)



**5** Screw 5.5 x 22  
(Stainless Steel A2)



**7** Horizontal profile  
(Aluminium)



**11** Vertical-tube profile  
40x40x2 (Aluminium)



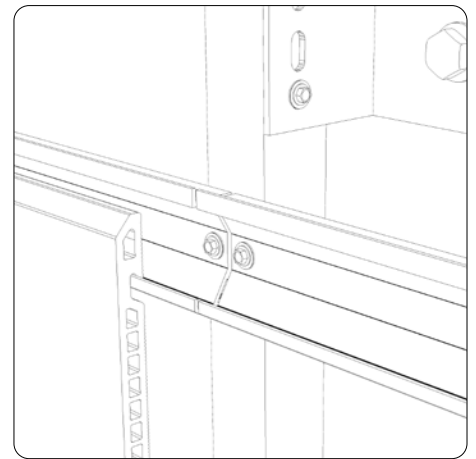
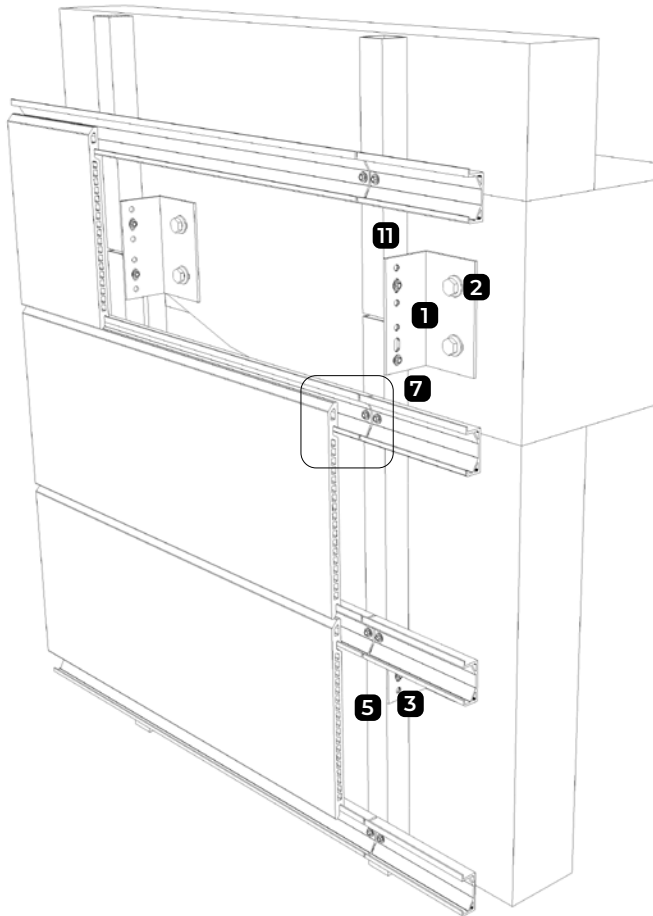
Health Centre, Distrito Sur. Jerez de la Frontera, Spain.

# XC 16 SYSTEM

## INSTALLATION SYSTEM

### HORIZONTAL INSTALLATION

The basic component of this system comprises a metallic profile extruded in a U shape from which the panels are hung. This installation system allows the placement of the panels in a staggered formation and as a result, extends the design possibilities of the façade.



### ELEMENTS OF THE SYSTEM

**1** Support bracket  
(Aluminium)

**3** Retention bracket  
(Aluminium)

**7** Horizontal profile  
(Aluminium)

**2** HAS M8 x 70 (Stainless  
Steel A2)

**5** Screw 5.5 x 22 (Stainless  
Steel A2)

**11** Vertical-tube profile  
40x40x2 (Aluminium)



Solsona Residential building, Spain.





PROJECTS  
**SYSTEM  
XC 16**





CUMMINS TECHNOLOGY  
CENTRE (CTC)  
Pune, India

Architect: Venkatraman Associates

System: XC 16 mm

Colour: F042 Gris India

Metres: 3,500 m<sup>2</sup>









DITMAR FREDI BUILDING  
Tirana, Albania

System: XC 16 mm

Colour: F059 Nieve and F011 Tabaco

Metres: 2.000 m<sup>2</sup>



## **XB PRO 17 SYSTEM**



Las Atalayas residential building, Madrid. System XB Pro 17, colour F38 Tabaconat.

## PANEL

At Favemanc we consider that this system provides the perfect balance between the cladding and metallic structure with some high mechanical features, despite its reduced weight. The reduction of metallic elements brings a cost saving and improvement in performance.



<b>Height</b>	300 mm	11 <sup>13</sup> / <sub>16</sub> in	400 mm	15 <sup>3</sup> / <sub>4</sub> in
<b>Length*</b>	<1200 mm		47 <sup>1</sup> / <sub>4</sub> in	
<b>Thickness</b>	17 mm		0 <sup>43</sup> / <sub>46</sub> in	
<b>Weight</b>	25,3 kg/m <sup>2</sup>		5,32 lb/sqft	

\*Maximum length available at 1 mm intervals.



Burlada residential building, Navarra.

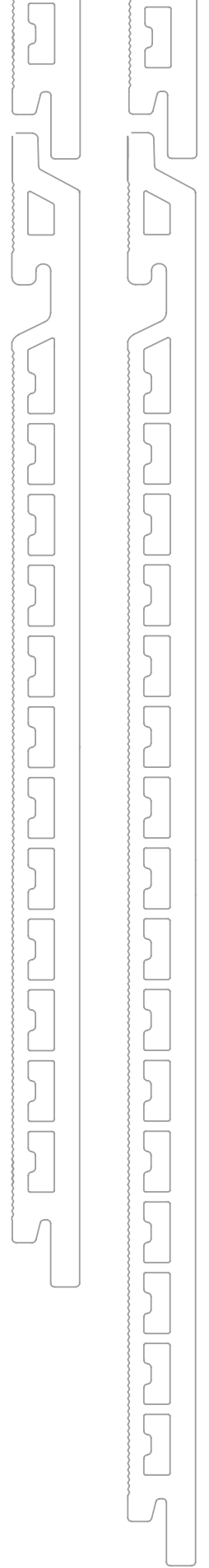

## XB PRO 17 SYSTEM

### INSTALLATION SYSTEM

We consider this product as the ideal combination of panels and structure, which has direct repercussions in the performance of the fitting and installation. The installation of this system offers a range of possibilities and depending on the method of installation, the elements necessary will be used for the same. The versatility of this system means that based on the type of installation chosen, specific elements are utilised. The new panel design increases the installation possibilities.

### TECHNICAL DETAILS

Thickness	Height	Length
17 mm	0 <sup>43</sup> / <sub>46</sub> in	300mm
		11 <sup>13</sup> / <sub>16</sub> in
	400 mm	15 <sup>3</sup> / <sub>4</sub> in



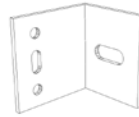
## ELEMENTS OF THE SYSTEM



**1** Support bracket  
(Aluminium)



**2** HAS M8 x 70 (Stainless  
Steel A2)



**3** Retention bracket  
(Aluminium)



**4** HRD 10 x 80 (Stainless  
Steel A2)



**5** Screw 5.5 x 22 (Stainless  
Steel A2)



**6** Screw 4.2 x 16 (Stainless  
steel A2)



**7** Vertical-tube profile  
40x40x2 (Aluminium)



**8** Omega profile  
(Aluminium)



**9** Profile T (Aluminium)



**10** Seal profile (Aluminium)



**11** Vertical-tube profile  
40x40x2 (Aluminium)



**12** Clip XB PRO with rubber  
20 mm (Aluminium)



**13** XB PRO clip without rub-  
ber 20 mm (Aluminium)



**14** Mechanical clip XB PRO  
20 mm (Aluminium)



**15** Vertical clip XB PRO with  
rubber 15 mm  
(Aluminium)



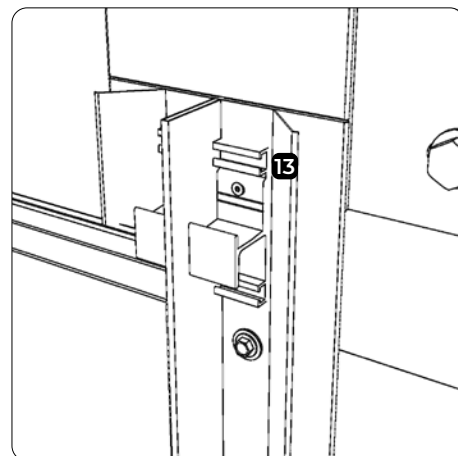
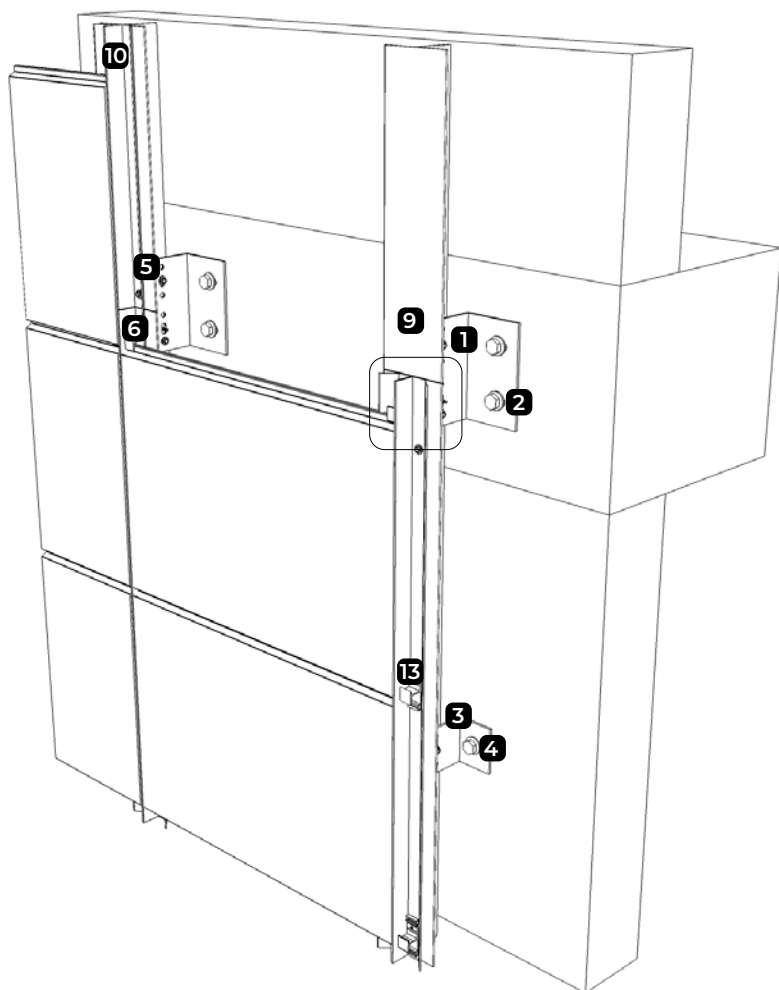
Becerrea Senior Citizens Care Centre, Lugo, Spain.

# XB PRO 17 SYSTEM

## INSTALLATION SYSTEM

### HORIZONTAL INSTALLATION WITH PROFILE SEAL

The use of a seal profile offers a vertical alignment to the system, thus the vertical seal between panels is perfectly defined and possible movements due to expansion does not alter it. The seal profile acts as a mechanical element which anchors it and prevents free movement of the panel, thus avoiding rattling and noise from the system.



Scan the QR code and watch our assembly video.



### ELEMENTS OF THE SYSTEM

**1** Support bracket (Aluminium)

**2** HAS M8 x 70 (Stainless Steel A2)

**3** Retention bracket (Aluminium)

**4** HRD 10 x 80 (Stainless Steel A2)

**5** Screw 5.5 x 22 (Stainless Steel A2)

**6** Screw 4.2 x 16 (Stainless steel A2)

**9** Profile T (Aluminium)

**10** Seal profile (Aluminium)

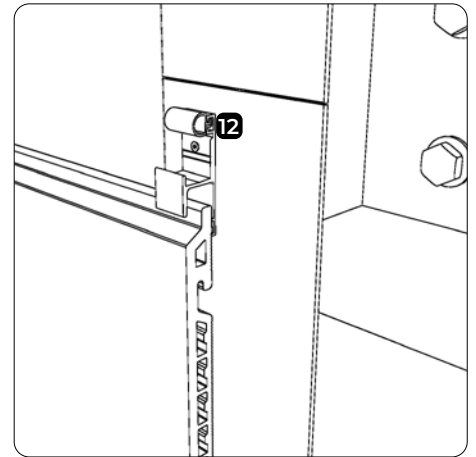
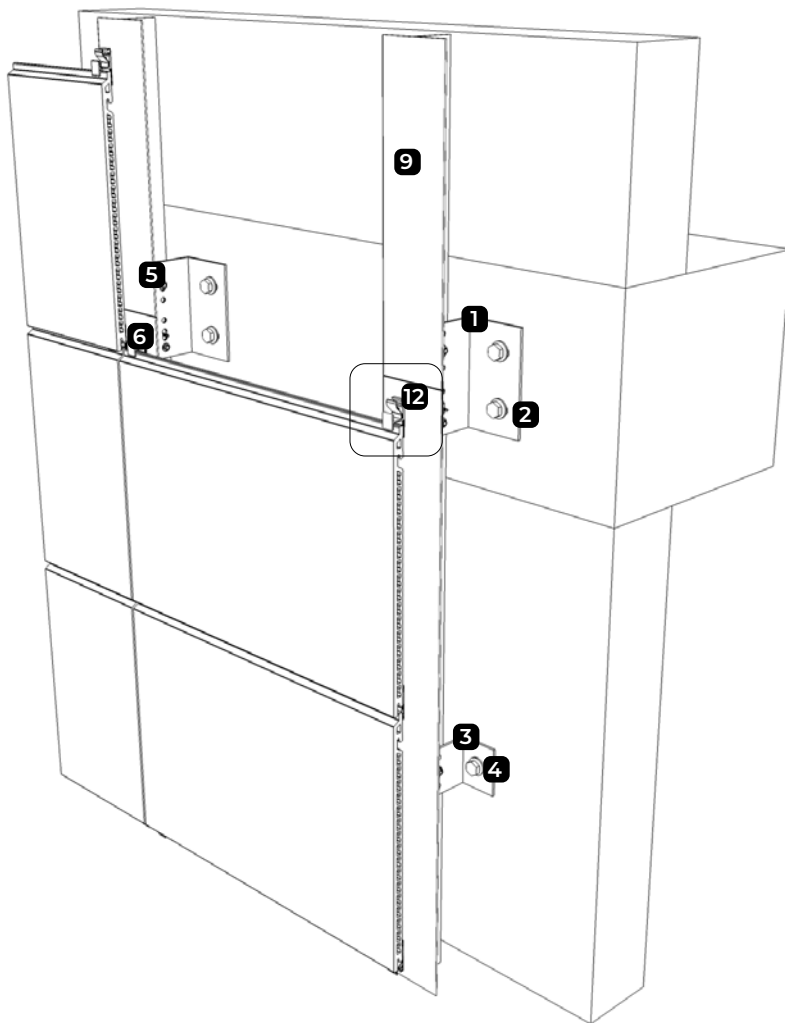
**13** XB PRO clip without rubber 20 mm (Aluminium)

# XB PRO 17 SYSTEM

## INSTALLATION SYSTEM

### HORIZONTAL INSTALLATION WITH CLIP

This is the traditional system where the coating of the panels is fixed at the supporting structure via clips which have some rubber components to prevent vibration and horizontal slippage of the panels.



Scan the QR code and watch our assembly video.



### ELEMENTS OF THE SYSTEM

**1** Support bracket (Aluminium)

**2** HSA M8 x 70 (Acero Inox A2)

**3** Retention bracket (Aluminium)

**4** HRD 10 x 80 (Stainless Steel A2)

**5** Screw 5.5 x 22 (Stainless Steel A2)

**6** Screw 4.2 x 16 (Stainless steel A2)

**9** Profile T (Aluminium)

**12** Clip XB PRO with rubber 20 mm (Aluminium)

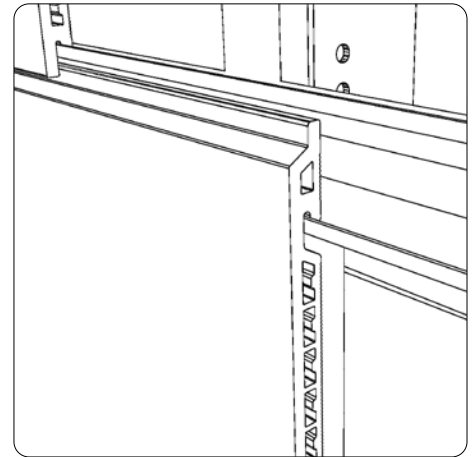
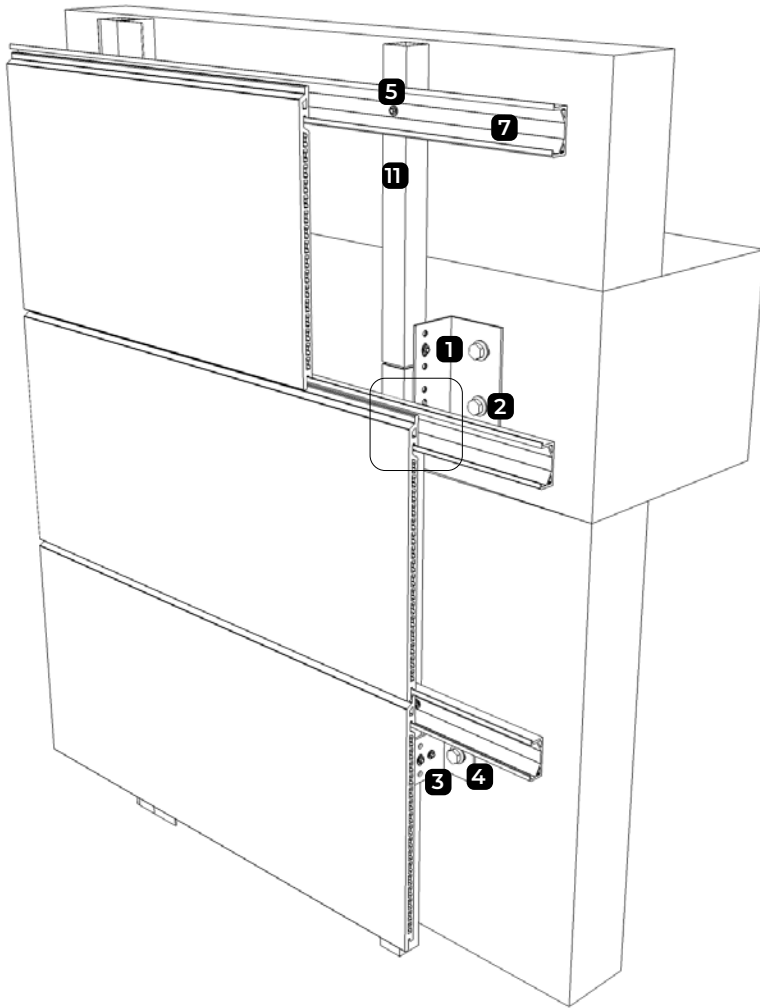


# XB PRO 17 SYSTEM

## INSTALLATION SYSTEM

### SUSPENDED HORIZONTAL INSTALLATION

The new design of the panel section enables the metallic structure to be suspended via the channel drilled to the rear of the same



### ELEMENTS OF THE SYSTEM

- 1** Support bracket (Aluminium)

**2** HAS M8 x 70 (Stainless Steel A2)

**3** Retention bracket (Aluminium)
- 4** HRD 10 x 80 (Stainless Steel A2)

**5** Screw 5.5 x 22 (Stainless Steel A2)

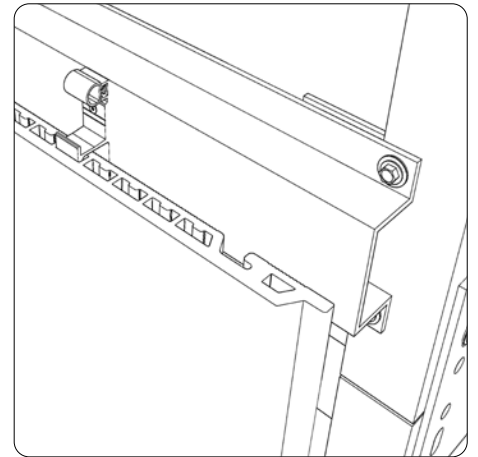
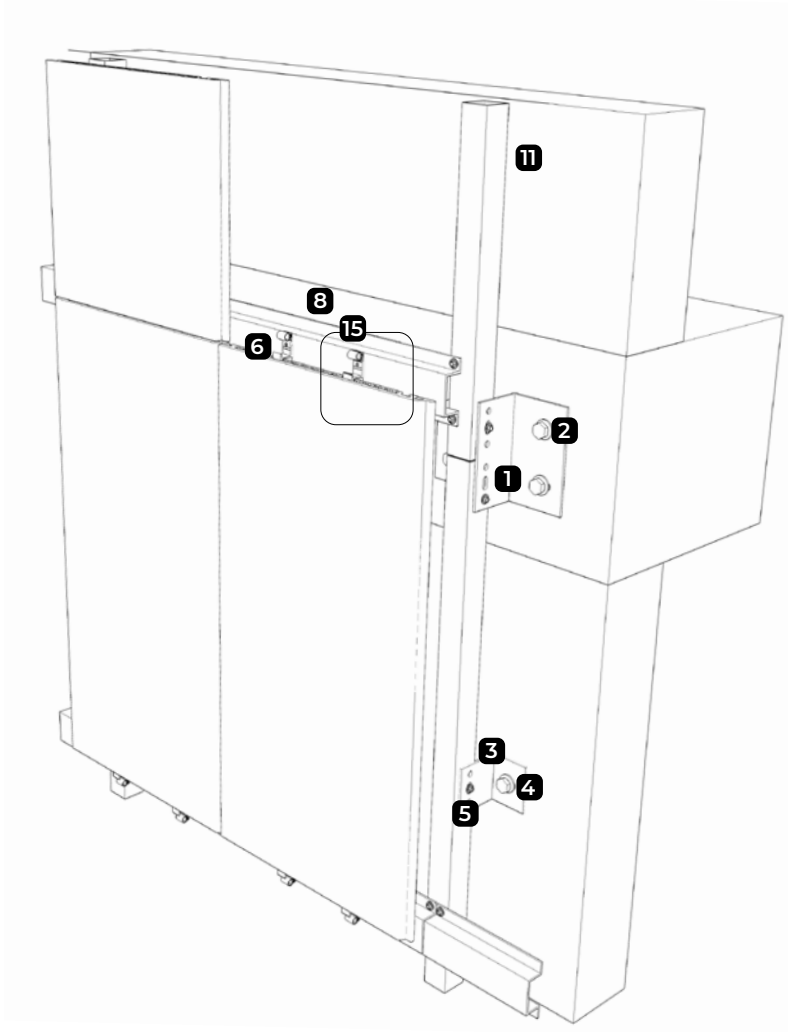
**7** Horizontal profile (Aluminium)
- 11** Vertical-tube profile 40x40x2 (Aluminium)

# XB PRO 17 SYSTEM

## INSTALLATION SYSTEM

### VERTICAL INSTALLATION

Vertical installation of the panels is feasible using a system of double metallic structure with vertical profiles of a rectangular section combined with horizontal profiles in the shape of an omega where the panels are fixed using clips.



Scan the QR code and watch our assembly video.



### ELEMENTS OF THE SYSTEM


- |   |  |  |
|---|--|--|
| <b>1</b> Support bracket (Aluminium)      | <b>4</b> HRD 10 x 80 (Stainless Steel A2)    | <b>8</b> Omega profile (Aluminium)                           |
| <b>2</b> HAS M8 x 70 (Stainless Steel A2) | <b>5</b> Screw 5.5 x 22 (Stainless Steel A2) | <b>11</b> Vertical-tube profile 40x40x2 (Aluminium)          |
| <b>3</b> Retention bracket (Aluminium)    | <b>6</b> Screw 4.2 x 16 (Stainless steel A2) | <b>15</b> Vertical clip XB PRO with rubber 15 mm (Aluminium) |





PROJECTS  
**XB PRO 17**  
**SYSTEM**





RESIDENTIAL BUILDING  
Arroyo del Fresno, Madrid

Sponsor: Amenabar Promotions..


System: XB PRO 17 mm

Colour: F076 Irati

Metres: 2.156m<sup>2</sup> of ceramic panels







WELL PROJECT LAGOS  
Montevideo, Uruguay.

Architect: Ponce de Leon  
Architects.

System: XB PRO 17 mm

Colour: F039 Negrinat

Metres: 1.500 m<sup>2</sup> of ceramic panels









UIRYEONG-GUN AGRICULTURAL  
TECHNOLOGY CENTER  
Gyeongsang-do, South Korea.

System: XB PRO 17 mm

Colour: F033 Terranat y  
F037 Grisnat

Metres: 1.185 m<sup>2</sup> of ceramic panels







RESIDENTIAL BUILDING  
Avenida Santo Ángel de la Guarda,  
21, Madrid.

System: XB PRO 17 mm

Colour: F036 Blanconat y  
F038 Tabaconat

Metres: 4.000 m<sup>2</sup> of ceramic panels







TEMPLE 16  
Lagos, Nigeria

Architects: Tabet Atelier  
D'architecture (TAA)

System: XB PRO 17 mm

Colour: F015 Riansares y  
F002 Antracita







URBANIZATION  
CAMINO DE LA PLATA  
Burgos

System: XB PRO 17 mm

Colour: F17 Marengo y F05 Ibiza

Metres: 9.000 m<sup>2</sup> of ceramic panels and 5.000 linear metres of shutters.









SAN FELIPE MEDICAL CENTRE  
Lima, Perú.

Sponsor: ARQLUMAR

System: XB PRO 17 mm

Colour: F055 Blanconat and  
F039 Negrinat

Metres: 1.500 m<sup>2</sup> of ceramic panels







RESIDENTIAL BUILDING  
92 VPO RIPAGAIN  
Burlada-Navarra

Sponsor: AdaniaViviendas VPO.

System: XB PRO 17 mm

Colour: F059 Blanco nieve y  
F002 Antracita

Metres: 2.250m<sup>2</sup> of ceramic panels




## XD 22 SYSTEM



GIM HAE Medical Devices Centre, South Korea. System XD Pro 22

## PANEL

This system is the most robust of all and enables us to reach panel lengths of up to 1,500 mm, with the highest mechanical features, as well as enabling use in combination with a large number of our specialist parts.



Height	300 mm	11 <sup>13</sup> / <sub>16</sub> in	400 mm	15 <sup>3</sup> / <sub>4</sub> in
Length*	<1.200 mm	47 <sup>1</sup> / <sub>4</sub> in	<1.500 mm	59 <sup>1</sup> / <sub>16</sub> in
Height	500 mm	19 <sup>11</sup> / <sub>16</sub> in	600 mm	23 <sup>5</sup> / <sub>8</sub> in
Length*	<1.800mm	70 <sup>55</sup> / <sub>64</sub> in	<1.800mm	70 <sup>55</sup> / <sub>64</sub> in
Thickness	22 mm		0 <sup>55</sup> / <sub>64</sub> in	
Weight	31,6 kg/m <sup>2</sup>		7,057 lb/sqft	

\*Maximum length available at 1 mm intervals



Universidad de Fez, Morocco. XD 22 system

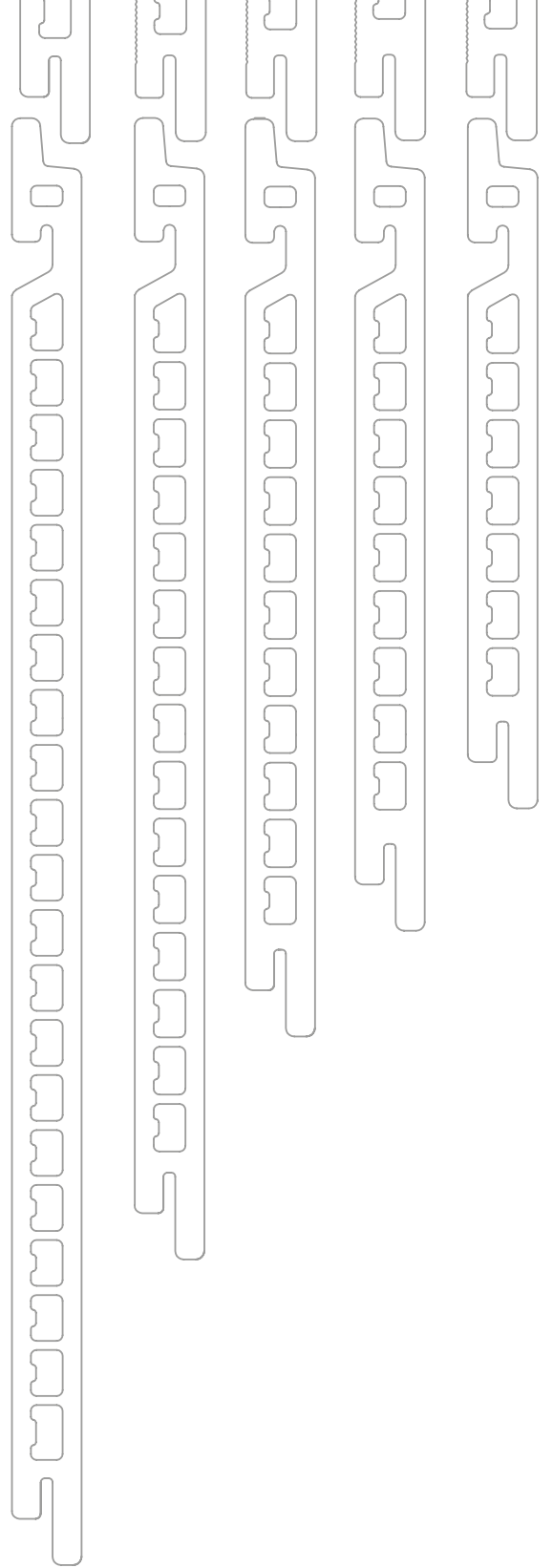
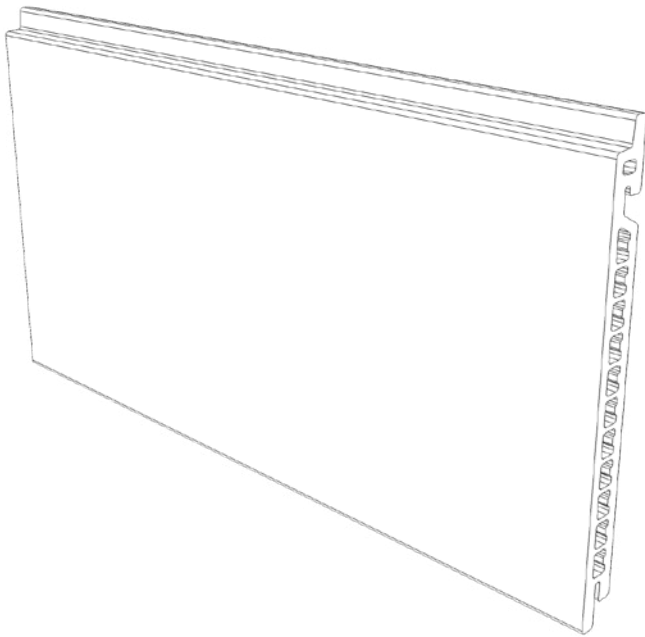
## XD 22 SYSTEM

### INSTALLATION SYSTEM

This is the system in our catalogue which provides the most mechanical features.

#### TECHNICAL DETAILS

Thickness	Height	Length
22 mm	0 <sup>55</sup> / <sub>64</sub> in	300 mm
		11 <sup>13</sup> / <sub>16</sub> in
		< 1.800 mm
		< 70 <sup>55</sup> / <sub>64</sub> in
	400 mm	15 <sup>3</sup> / <sub>4</sub> in
	500 mm	19 <sup>11</sup> / <sub>16</sub> in
	600 mm	23 <sup>5</sup> / <sub>8</sub> in



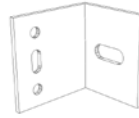
## ELEMENTS OF THE SYSTEM



**1** Support bracket  
(Aluminium)



**2** HAS M8 x 70 (Stainless  
Steel A2)



**3** Retention bracket  
(Aluminium)



**4** HRD 10 x 80 (Stainless  
Steel A2)



**5** Screw 5.5 x 22 (Stainless  
Steel A2)



**6** Screw 4.2 x 16 (Stainless  
Steel A2)



**7** Horizontal profile  
(Aluminium)



**8** Omega profile  
(Aluminium)



**9** Profile T (Aluminium)



**10** Seal profile (Aluminium)



**11** Vertical-tube profile  
40x40x2 (Aluminium)



**12** Clip XB PRO with rubber  
20 mm (Aluminium)



**13** XB PRO clip without rub-  
ber 20 mm (Aluminium)



**14** Mechanical clip XB PRO  
20 mm (Aluminium)



**15** Vertical clip XB PRO with  
rubber 15 mm  
(Aluminium)



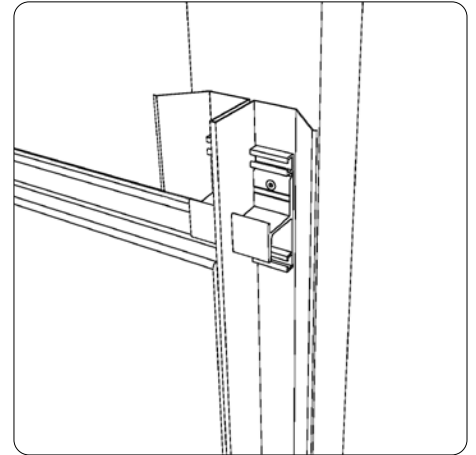
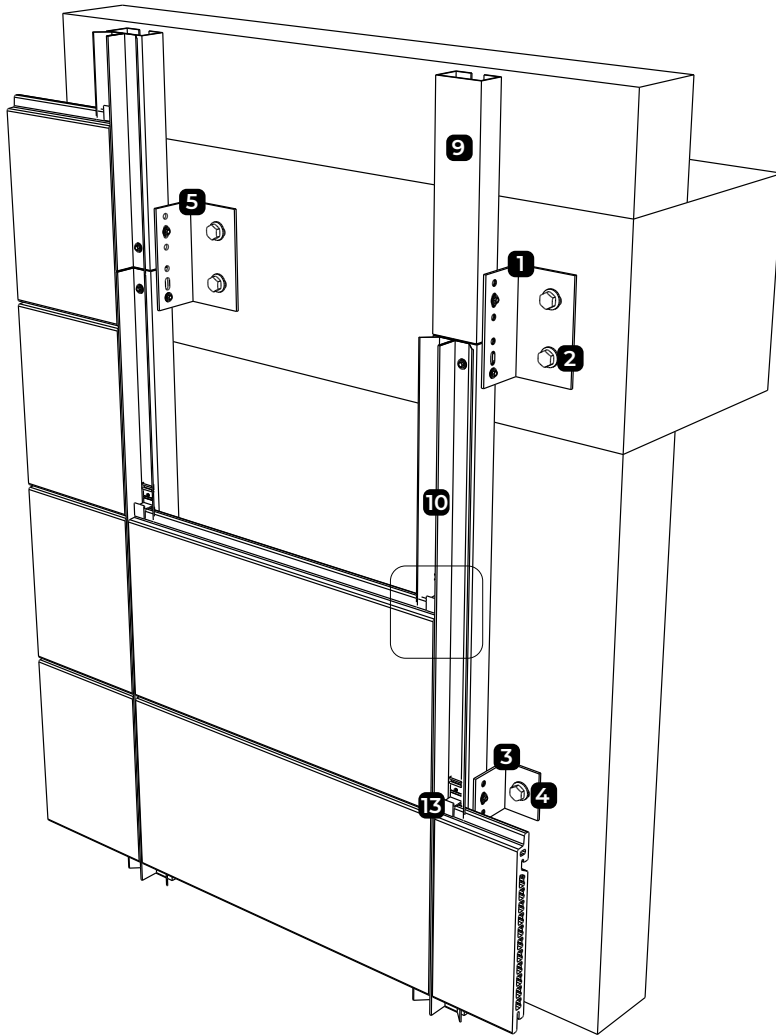


# XD 22 SYSTEM

## INSTALLATION SYSTEM

### HORIZONTAL INSTALLATION WITH PROFILE SEAL

The use of a seal profile offers a vertical alignment to the system, thus the vertical seal between panels is perfectly defined and possible movements due to expansion does not alter it. The seal profile acts as a mechanical element which anchors it and prevents free movement of the panel, thus avoiding rattling and noise from the system.



### ELEMENTS OF THE SYSTEM

**1** Support bracket  
(Aluminium)

**2** HAS M8 x 70 (Stainless  
Steel A2)

**3** Retention bracket  
(Aluminium)

**4** HRD 10 x 80 (Stainless  
Steel A2)

**5** Screw 5.5 x 22 (Stainless  
Steel A2)

**9** Profile T (Aluminium)

**10** Seal profile (Aluminium)

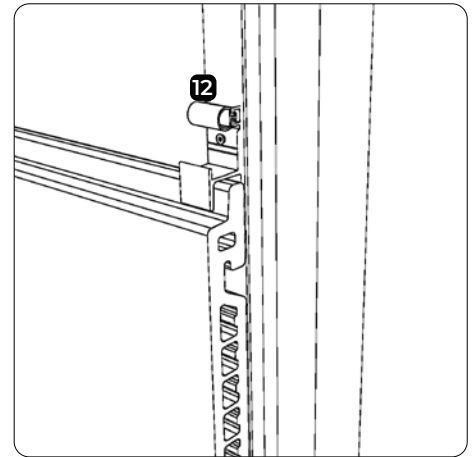
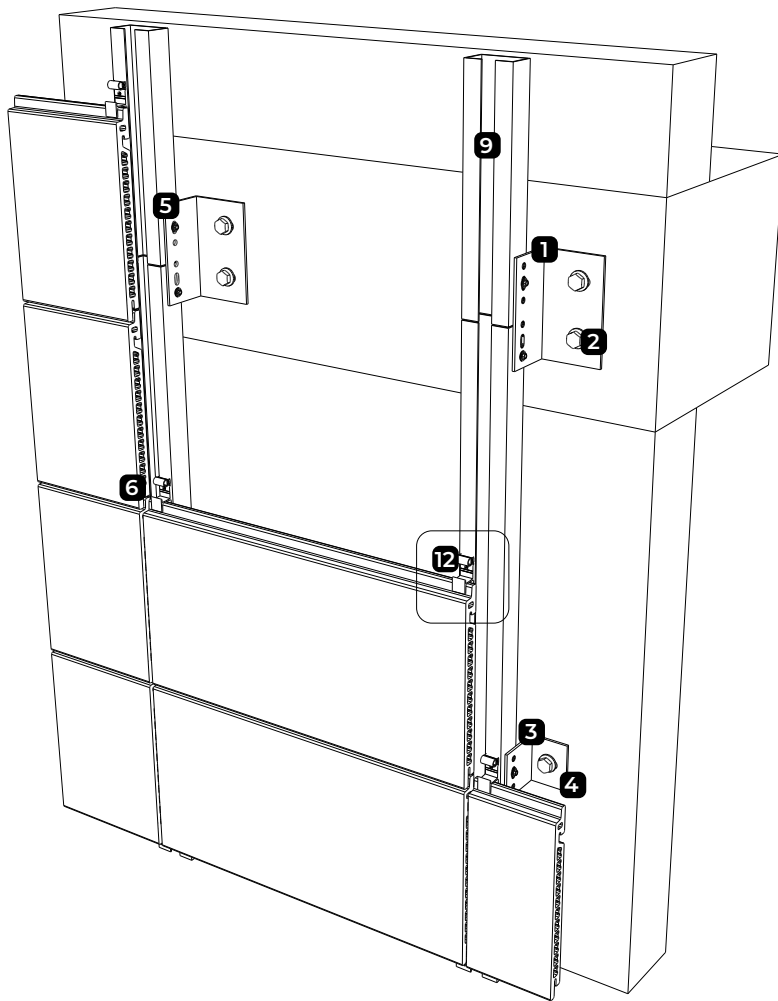
**13** XB PRO clip without rub-  
ber 20 mm (Aluminium)

# SISTEMA XD 22

## SISTEMA DE INSTALACIÓN

### HORIZONTAL INSTALLATION WITH CLIP

This is the traditional system, where the cladding of panels is carried out by means of clips containing rubber components which prevent vibrations and horizontal slippage of the panels.



### ELEMENTS OF THE SYSTEM

- |  |   |  |
|--|---|--|
| <b>1</b> Support bracket<br>(Aluminium)      | <b>4</b> HRD 10 x 80 (Stainless<br>Steel A2)    | <b>9</b> Profile T (Aluminium)                         |
| <b>2</b> HAS M8 x 70 (Stainless<br>Steel A2) | <b>5</b> Screw 5.5 x 22 (Stainless Steel<br>A2) | <b>12</b> Clip XB PRO with rubber<br>20 mm (Aluminium) |
| <b>3</b> Retention bracket<br>(Aluminium)    | <b>6</b> Screw 4.2 x 16 (Stainless steel<br>A2) |  |





PROJECTS  
**XD 22**  
**SYSTEM**





TORRE ANACAONA.  
Santo Domingo, Dominican  
Republic.

Architects: Rodriguez Sandoval &  
asociados

System: XD 22 mm

Colour: F15 Riansares.

Metres: 17.000 m<sup>2</sup> of ceramic  
panels







UNIVERSITY OF FEZ.  
Morocco

System: XD 22 mm


Colour: F059 Nieve, F044 Verde 6019, F045 Verde 6024, F046 Verde 6024 and F105 Gris Barcelona

Metres: 8.000 m<sup>2</sup> of ceramic panels









GIM HAE MEDICAL DEVICES  
CENTER.  
South Korea

System: XD 22 mm

Colour:F33 Terranat

Metres: 2.000 m<sup>2</sup> of ceramic  
panels







HEALTH CENTRE  
Alpedrete, Madrid

System: XD 22 mm

Colour: F059 nieve and F019 Turquesa

Metres: 800 m<sup>2</sup> of ceramic panels




## XD 20



Panel detail XD 20 in F055 Blanconat 9010

## XD 20

With this new lighter panel we can reach panel lengths of up to 1,500 mm with the same mechanical benefits as with a thicker panel.



<b>Height</b>	300 mm	11 <sup>13</sup> / <sub>16</sub> in	400 mm	15 <sup>3</sup> / <sub>4</sub> in
<b>Length*</b>	<1.500 mm		59 <sup>1</sup> / <sub>16</sub> in	
<b>Thickness</b>	20 mm		0 <sup>25</sup> / <sub>32</sub> in	
<b>Weight</b>	28,26 kg/m <sup>2</sup>		5,37 lb/sqft	

\*Maximum length available at 1 mm intervals



Seo-Gu Complex Centre project, South Korea. Panel XD 20

## XD BRICK

The concept of brick as an emotional architectural element.

Designs which convert the concept of the brick into an emotive architectural feature with all the advantages of a ventilated façade in ceramic panels of 1200 x 300 x 22 mm.

### XD BRICK ESTÁNDAR

Brick format: 190 x 50 mm


High	300 mm	11 <sup>13</sup> / <sub>16</sub> in
Wide	1200 mm	47 <sup>1</sup> / <sub>4</sub> in
Thickness	22 mm	0 <sup>55</sup> / <sub>64</sub> in
Weight	32,6 kg/m <sup>2</sup>	6,19 lb/sqft



Dark Grey



Light Grey



Red



Light Red


### XD ENGLISH BRICK

Brick format: 210 x 65 mm

High	300 mm	11 <sup>13</sup> / <sub>16</sub> in
Wide	1200 mm	47 <sup>1</sup> / <sub>4</sub> in
Thickness	22 mm	0 <sup>55</sup> / <sub>64</sub> in
Weight	36 kg/m <sup>2</sup>	6,84 lb/sqft



Retro Glossy



Vintage

## XD EUROPEAN BRICK

Brick format: 390 x 40 mm


Alto	300 mm	11 <sup>13</sup> / <sub>16</sub> in
Largo	1200 mm	47 <sup>1</sup> / <sub>4</sub> in
Espesor	22 mm	0 <sup>55</sup> / <sub>64</sub> in
Peso	36 kg/m <sup>2</sup>	6,84 lb/sqft



Black



Cottage



Light grey panel detail. Corporate building in Copenhagen, Denmark.







## VOLUMETRICS

# VOLUMETRICS DESIGN SERIES

Favemanc's exclusive solution

The close collaboration between customers, final users, design teams and our technical and production staff combine to give spectacular results as can be seen in the attached photograph.




## XA Design

High	300 mm	11 13/16 in
Wide	<1400 mm	55 1/8 in
Thickness	30 mm	1 3/16 in
Weight	43,4 kg/m <sup>2</sup>	8,24 lb/sqft



## XB Design

High	300 mm	11 13/16 in
Wide	<900 mm	35 7/16 in
Thickness	19 mm	0 3/4 in
Weight	26,6 kg/m <sup>2</sup>	1,25 lb/sqft



## XB PRO Design

High	300 mm	11 13/16 in
Wide	<1200 mm	47 1/4 in
Thickness	17 mm	0 43/64 in
Weight	24,5 kg/m <sup>2</sup>	4,65 lb/sqft



## XB Design Wave

High	406 mm	11 13/16 in
Wide	<1200 mm	47 1/4 in
Thickness	19,5 mm	0 49/64 in
Weight	28 kg/m <sup>2</sup>	5,31 lb/sqft



## XB PRO Design Ruffle

High	400 mm	15 3/4 in
Wide	<1200 mm	47 1/4 in
Thickness	19,5 mm	0 49/64 in
Weight	25,5 kg/m <sup>2</sup>	6,19 lb/sqft



## XB PRO Design Striped

High	400 mm	15 3/4 in
Wide	<1200 mm	47 1/4 in
Espesor	17,7 mm	0 45/64 in
Weight	27,25kg/m <sup>2</sup>	5,17 lb/sqft



## Corrugated Design

High	406 mm	15 3/4 in
Wide	<1600 mm	62 63/64 in
Thickness	35 mm	1 3/8 in
Weight	37 kg/m <sup>2</sup>	4,84 lb/sqft




## Groove Design

High	292 mm	11 1/2 in
Wide	<1500 mm	59 1/16 in
Thickness	24 mm	0 15/16 in
Weight	39,27 kg/m <sup>2</sup>	7,45 lb/sqft




## XD Design

High	290 mm	15 3/4 in
Wide	<1200 mm	47 1/4 in
Thickness	24 mm	0 15/16 in
Weight	35,7 kg/m <sup>2</sup>	6,77 lb/sqft



## XD Design 400

High	417 mm	16 27/64 in
Wide	<1500 mm	59 1/16 in
Thickness	25 mm	0 63/64 in
Weight	35,7 kg/m <sup>2</sup>	6,77 lb/sqft



Groove design detail

**VOLUMETRICS** MULTIFUNCTIONAL SERIES

Exclusive solution of Favemanc

**XB PRO CT**

High	300 mm	11 <sup>13</sup> / <sub>16</sub> in
Wide	<1200 mm	47 <sup>1</sup> / <sub>4</sub> in
Thickness	17 mm	0 <sup>43</sup> / <sub>64</sub> in
Weight	31,5 kg/m <sup>2</sup>	5,98 lb/sqft

**XD CT**

High	300 mm	11 <sup>13</sup> / <sub>16</sub> in
Wide	<1200 mm	47 <sup>1</sup> / <sub>4</sub> in
Thickness	24 mm	0 <sup>15</sup> / <sub>16</sub> in
Weight	36,6 kg/m <sup>2</sup>	6,94 lb/sqft

**XD CT SA**

High	180 mm	7 <sup>3</sup> / <sub>32</sub> in
Wide	<900 mm	35 <sup>7</sup> / <sub>16</sub> in
Thickness	22 mm	0 <sup>55</sup> / <sub>64</sub> in
Weight	42 kg/m <sup>2</sup>	7,97 lb/sqft

**XD CT SB**

High	180 mm	7 <sup>3</sup> / <sub>32</sub> in
Wide	<900 mm	35 <sup>7</sup> / <sub>16</sub> in
Thickness	22 mm	0 <sup>55</sup> / <sub>64</sub> in
Weight	34,8 kg/m <sup>2</sup>	6,69 lb/sqft

**XD SP**

High	180 mm	7 <sup>3</sup> / <sub>32</sub> in
Wide	<900 mm	35 <sup>7</sup> / <sub>16</sub> in
Thickness	22 mm	0 <sup>55</sup> / <sub>64</sub> in
Weight	30,4 kg/m <sup>2</sup>	5,77 lb/sqft



Detail of XD CT SA, XD CT SB and XD SP

# VOLUMETRICS MULTIFUNCTIONAL SERIES

Exclusive solution of Favemanc



## Multifuncional I

High	300 mm	11 <sup>13</sup> / <sub>16</sub> in
Wide	<1200 mm	47 <sup>1</sup> / <sub>4</sub> in
Thickness	66 mm	2 <sup>19</sup> / <sub>32</sub> in
Weight	52,2 kg/m <sup>2</sup>	9,91 lb/sqft




## Multifuncional II

High	300 mm	11 <sup>13</sup> / <sub>16</sub> in
Wide	<1200 mm	47 <sup>1</sup> / <sub>4</sub> in
Thickness	66 mm	2 <sup>19</sup> / <sub>32</sub> in
Weight	52,25 kg/m <sup>2</sup>	9,92 lb/sqft



## Multifuncional Z

High	390 mm	15 <sup>23</sup> / <sub>64</sub> in
Wide	<1400 mm	55 <sup>1</sup> / <sub>8</sub> in
Thickness	85 mm	3 <sup>11</sup> / <sub>32</sub> in
Weight	51,25 kg/m <sup>2</sup>	1,57 lb/sqft



## Multifuncional Z 5

High	455 mm	17 <sup>29</sup> / <sub>32</sub> in
Wide	<1000 mm	39 <sup>3</sup> / <sub>8</sub> in
Thickness	60 mm	2 <sup>23</sup> / <sub>64</sub> in
Weight	50,38 kg/m <sup>2</sup>	9,56 lb/sqft



## Multifuncional SH

High	290 mm	15 <sup>23</sup> / <sub>64</sub> in
Wide	<1400 mm	15 <sup>23</sup> / <sub>64</sub> in
Thickness	73 mm	15 <sup>23</sup> / <sub>64</sub> in
Weight	62,4 kg/m <sup>2</sup>	11,84 lb/sqft



## Multifuncional CR

High	390 mm	15 <sup>23</sup> / <sub>64</sub> in
Wide	<1400 mm	55 <sup>1</sup> / <sub>8</sub> in
Thickness	85 mm	3 <sup>11</sup> / <sub>32</sub> in
Weight	42,5 kg/m	8,06 lb/sqft



## Multifuncional ISO

High	390 mm	15 <sup>23</sup> / <sub>64</sub> in
Wide	<1400 mm	55 <sup>1</sup> / <sub>8</sub> in
Thickness	80 mm	3 <sup>5</sup> / <sub>32</sub> in
Weight	54,75 kg/m <sup>2</sup>	10,39 lb/sqft



## Multifuncional HC6

High	412 mm	
Wide	<1400 mm	55 <sup>1</sup> / <sub>8</sub> in
Thickness	40 mm	1 <sup>37</sup> / <sub>64</sub> in
Weight	44,89 kg/m <sup>2</sup>	8,52 lb/sqft



## Multifuncional Flat

High	600 mm	23 <sup>5</sup> / <sub>8</sub> in
Wide	<1400 mm	55 <sup>1</sup> / <sub>8</sub> in
Thickness	40 mm	1 <sup>37</sup> / <sub>64</sub> in
Weight	75 kg/m <sup>2</sup>	14,25 lb/sqft



## Multifuncional UTM

High	221/267mm	8 <sup>45</sup> / <sub>64</sub> / 10 <sup>33</sup> / <sub>64</sub> in
Wide	<1400 mm	55 <sup>1</sup> / <sub>8</sub> in
Thickness	40 mm	1 <sup>37</sup> / <sub>64</sub> in
Weight	48,5 kg/m <sup>2</sup>	9,20 lb/sqft




Multifunctional detail ISO



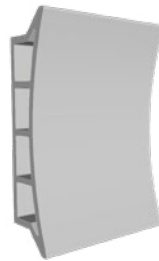
# VOLUMETRICS MULTIFUNCTIONAL SERIES

Exclusive solution of Favemanc



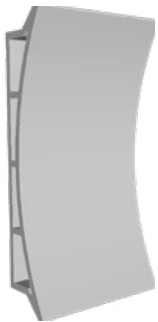
## Curved PS

High	191 mm	11 <sup>13</sup> / <sub>16</sub> in
Wide	<1600 mm	62 <sup>62</sup> / <sub>64</sub> in
Thickness	76 mm	2 <sup>63</sup> / <sub>64</sub> in
Weight	51,1 kg/m <sup>2</sup>	9,70lb/sqft



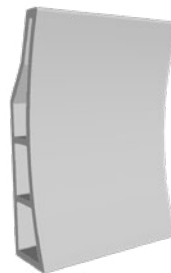
## Curved PM

High	295 mm	11 <sup>39</sup> / <sub>64</sub> in
Wide	<1600 mm	62 <sup>62</sup> / <sub>64</sub> in
Thickness	76 mm	2 <sup>63</sup> / <sub>64</sub> in
Weight	50,1 kg/m <sup>2</sup>	9,51lb/sqft



## Curved PB

High	397 mm	14 <sup>59</sup> / <sub>64</sub> in
Wide	<1600 mm	62 <sup>62</sup> / <sub>64</sub> in
Thickness	76 mm	2 <sup>63</sup> / <sub>64</sub> in
Weight	45,2 kg/m <sup>2</sup>	8,58lb/sqft



## Corner Curved

High	295 mm	11 <sup>39</sup> / <sub>64</sub> in
Wide	<1600 mm	62 <sup>62</sup> / <sub>64</sub> in
Thickness	76 mm	2 <sup>63</sup> / <sub>64</sub> in
Weight	49,3 kg/m <sup>2</sup>	9,36lb/sqft



## Arrow Panel

High	168 mm	6 <sup>39</sup> / <sub>64</sub> in
Wide	<1600 mm	62 <sup>62</sup> / <sub>64</sub> in
Thickness	35 mm	1 <sup>3</sup> / <sub>8</sub> in
Weight	42,2 kg/m <sup>2</sup>	8,01lb/sqft




Boston Public Library, Adams Street branch, Boston, United States. Corner Curved detail PB and Curved PM.





PROJECTS  
**VOLUMETRICS**





NOW PARK 20|20  
SONY HEADQUARTERS  
Amsterdam, Netherlands.

This corporate building is located in a new, modern area on the outskirts of Amsterdam and has been chosen by the multinational company Sony for its new European headquarters. The façade of the building is created by a volumetric panel specially designed for this project.

System: XD Design

Colours: F017 Marengo

Architects: William McDonough +  
Partners, Design Architect.

Metres: 1.500 m<sup>2</sup> of ceramic panels







BOSTON PUBLIC LIBRARY  
ADAMS STREET BRANCH  
Boston, United States.

This ground level building of ingenious geometrics is formed from a total of 8 parts of different shapes, volumes and glazes created specifically for the project.

System: Curved PB, Curved PS, Curved PM, Corner curved, Arrow panel, Lama sword and Corrugated Design.


Architect: NADAAA architects.

Colours: Three glazed colours created for the project.

Metres: 1.500 m<sup>2</sup> of ceramic panels.









BILL & MELINDA GATES CENTER FOR COMPUTER SCIENCE & ENGINEERING EN SEATTLE. Washington, United States.

Project for the University of Washington United States. It comprises volumetric ventilated façade, with alveolar panels of 40 mm thickness with vertical placement.

Colours: Pumpkin (different finishings, matte and gloss).

Metres: 1800 m<sup>2</sup> of ceramic panels.







DAEGU MARRIOTT HOTEL  
Daegu, South Korea

A modern and international hotel in South Korea with first class services and impressive views of the urban landscape.

Externally the hotel has an extruded ceramic ventilated façade in earthenware and brilliant emerald white. The ceramic panel chosen for this project incorporates a square board and has been placed vertically and horizontally, creating an interplay of lines in the different facades of the building.

Architects: Bojung and Namoo

System: XD CT

Colours: F059 Nieve

Metres: 5.000 m<sup>2</sup> of ceramic panels.







KAJPLATS 6,  
Stockholm, Sweden

This project was awarded Stockholm's Building of the Year 2022. It is covered with almost 10,000 square metres of ceramic ventilated façade. The singularity of its components derives from properties of ceramic extrusion given that the panels recreate the effect of boards of different heights over its own surface.

Architects: Ripellino Architects


System: XD CT SP, XD CT SB and XD CT SA

Colours: F057 White Glossy, F055 Blanconat 9010 and F039 Negro nat

Metres: 10.000 m<sup>2</sup> of ceramic panel.








HOTEL PREMIER INN  
HAMMERSMITH, LONDON  
United Kingdom

Refurbishment project with ceramic ventilated façade to make a building much more sustainable, given the great advantages of energy efficiency.

System: Multifunctional UTM, square shutter board and smooth ceramic panels of 1.200x600x40mm.

Colours: F013 Terracora

Metres: 900 m2 of ceramic panels









ULSAN ECOTOURISM CENTER  
Ulsan, South Korea

System: XD CT

Colours: F059 Nieve

Metres: 700 m<sup>2</sup> of ceramic panels







RESIDENTIAL BUILDING  
Hondarribia

Project of ventilated façade carried out by Favemanc's installation team in Hondarribia (Guipuzcoa). Residential block with 11 dwellings.

System: XD Design and XB PRO

Colours: F37 Grisnat

Metres: 900 m2 of ceramic panels







## SHUTTERS

## SHUTTERS RECTANGULAR SERIES

Exclusive solution of Favemanc

Shutters cover a range of products which have different applications such as control of sun and exclusive design. They cover open spaces with a façade, such as windows or other openings, being perfectly integrated with panels used in the blind walls of the same.



### Square board

Shape	55x55 mm	2,16x2,16 in
Wide	<1500 mm	59 1/16 in
Weight	3,4 kg/m <sup>2</sup>	0,64 lb/sqft




### Rectangular board 110

Shape	110 x55 mm	4,33x2,16 in
Wide	<1500 mm	59 1/16 in
Weight	11 kg/ml	2,08 lb/sqft



### Lama cuadrada 60x60

Shape	60x60 mm	2,36x2,36 in
Wide	<1200 mm	47 1/4 in
Weight	3,7 kg/m <sup>2</sup>	0,70 lb/sqft




### Lama rectangular 60x150

Formato	60 x150 mm	2,36x5,90 in
Largo	<1500 mm	59 1/16 in
Weight	10 kg/ml	1,89 lb/sqft



### Rectangular board 200

Shape	200 x 55 mm	7,87x2,16 in
Wide	<1500 mm	59 1/16 in
Weight	11 kg/ml	2,08 lb/sqft



### Rectangular board 400

Shape	400x50 mm	15,7x1,97 in
Wide	<1467 mm	57 3/4 in
Weight	57,32 kg/m <sup>2</sup>	10,88 lb/sqft



### Sword panel

Shape	181 x 55 mm	7,13x2,16 in
Wide	<1600 mm	62 63/64 in
Weight	10,4 kg/ml	1,97 lb/sqft



Details of square board



## SHUTTERS OVAL SERIES

Solución exclusiva de Favemanc

Pueden combinarse en diferentes formatos y colores de forma que el diseñador puede plasmar toda su creatividad. El resultado es un salto diferencial en el diseño de los espacios generando una sensación de exclusividad.



### Round board

Shape	50 mm Ø	1 1/32 in Ø
Wide	<1500 mm	59 1/16 in
Weight	2,7 kg/ml	0,51 lb/sqft



### Round board XXL

Shape	55 mm Ø	1 1/32 in Ø
Wide	<3000 mm	118 7/64 in
Weight	3,42 kg/ml	0,60 lb/sqft



### Rectangular board 150

Shape	150 X 50 mm	5,91x1,97 in
Wide	<1400 mm	55 1/8 in
Weight	6,5 kg/ml	6,61 lb/sqft



### Rectangular board 250

Shape	250x60 mm	9,84x2,36 in
Wide	<1400 mm	55 1/8 in
Weight	12,5 kg/ml	2,37 lb/sqft



### Oval board XD

Shape	78x118 mm	3,07x4,65 in
Wide	<1500 mm	59 1/16 in
Weight	6,6 kg/ml	1,25 lb/sqft



Detail of oval board XD

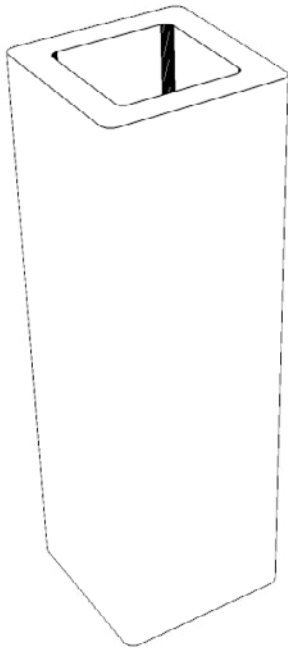
# SQUARE SHUTTER

## INSTALLATION SYSTEM

Shutters can be combined with panel systems but they require specific assembly. Similarly, they can be finished with decorative cladding using these elements.

### TECHNICAL DETAILS

Thickness	Length	Weight
55x55 mm 2,16x2,16 in	< 1500 mm < 59 1/16 in	3'4 kg/ml 0,64 lb/sqft



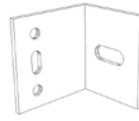
## ELEMENTS OF THE SYSTEM



**1** Support bracket  
(Aluminium)



**2** HAS M8 x 70 (Stainless  
Steel A2)



**3** Retention bracket (Alu-  
minium)



**5** Screw 5.5 x 22 (Stainless  
Steel A2)



**11** Vertical-tube profile  
40x40x2 (Aluminium)



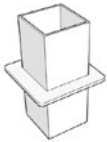
**16** Internal tube - 30x30x1.2  
(iron)



**17** Internal tube - 30x30x3  
(iron)



**18** Isolated connector sleeve  
35x35x1.2 (steels)



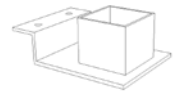
**19** Pin (steel)



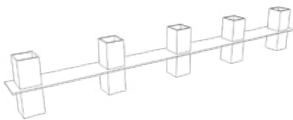
**20** Pin (steel)



**21** Neoprene mounting



**22** Support for shutters  
(steel)



**23** Connector sleeve unit



**24** Square shutter



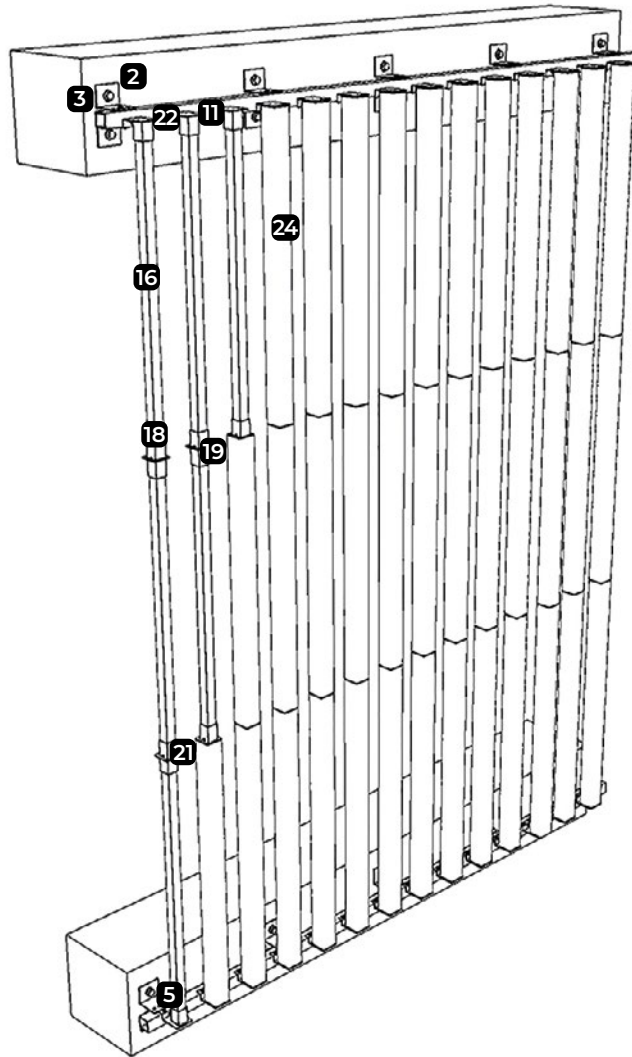
Hospital Sant Joan de Déu, Barcelona, Spain

# CELOSÍA CUADRADA

## SISTEMA DE INSTALACIÓN

### VERTICAL INSTALLATION

In cases of vertical installation, a metal tube from a section which is smaller than the free internal section of the shutter is used as a safety element, and plastic components prevent the free movement of the system.



### ELEMENTS OF THE SYSTEM

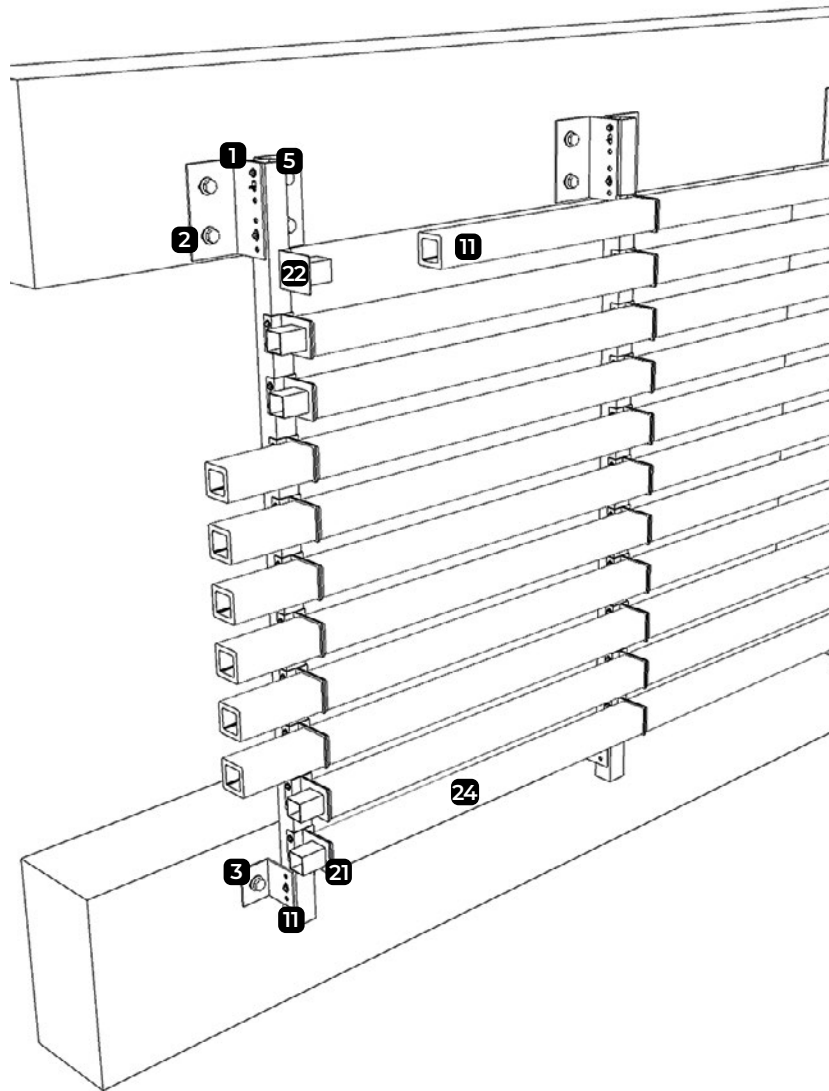
- |   |  |  |
|---|--|--|
| <b>2</b> HAS M8 x 70 (Stainless Steel A2)           | <b>16</b> Internal tube – 30x30x1.2 (iron)   | <b>22</b> Support for shutters (steel) |
| <b>3</b> Retention bracket (Aluminium)              | <b>18</b> Connector sleeve 35x35x1.2 (steel) | <b>24</b> Square shutter               |
| <b>5</b> Screw 5.5 x 22 (Stainless Steel A2)        | <b>19</b> Pin (steel)                        |  |
| <b>11</b> Vertical-tube profile 40x40x2 (Aluminium) | <b>21</b> Neoprene mounting                  |  |

# SQUARE SHUTTER

## INSTALLATION SYSTEM

### HORIZONTAL INSTALLATION

For horizontal installation a cable can be used as an element of security which is inserted in the interior of the shutter and anchored to the supports. Its features will depend on the dimensions of the boards.



### ELEMENTS OF THE SYSTEM

- |   |   |  |
|---|---|--|
| <b>1</b> Support bracket (Aluminium)      | <b>5</b> Screw 5.5 x 22 (Stainless Steel A2)        | <b>22</b> Support for shutters (steel) |
| <b>2</b> HAS M8 x 70 (Stainless Steel A2) | <b>11</b> Vertical-tube profile 40x40x2 (Aluminium) | <b>24</b> Square shutter               |
| <b>3</b> Retention bracket (Aluminium)    | <b>21</b> Neoprene mounting                         |  |

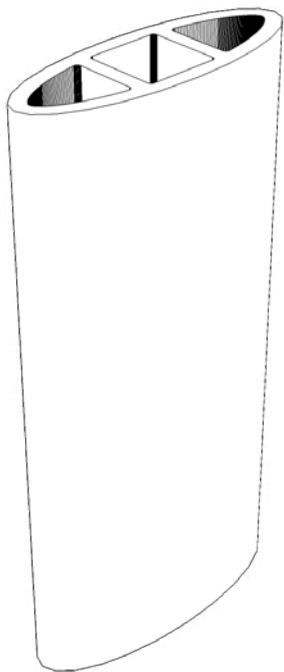
## OVAL SHUTTER 150

### INSTALLATION SYSTEM

The range of oval boards cover three dimensions, namely 150, 250 and 316 mm and as in the case of rectangular boards they can be installed both vertically and horizontally.

#### TECHNICAL DETAILS

Thickness	Length	Weight
150x50 mm 5,91x1,97 in	< 1400 mm	55 1/8 in 6,5 kg/ml 6,61 lb/sqft



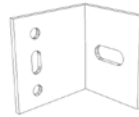
## ELEMENTS OF THE SYSTEM



**1** Support bracket (Aluminium)



**2** HAS M8 x 70 (Stainless Steel A2)



**3** Retention bracket (Aluminium)



**5** Screw 5.5 x 22 (Stainless Steel A2)



**11** Vertical-tube profile 40x40x2 (Aluminium)



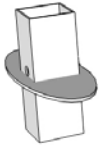
**16** Internal tube - 30x30x1.2 (iron)



**17** Internal tube - 30x30x3 (iron)



**18** Isolated connector sleeve 35x35x1.2 (steels)



**19** Pin (steel)



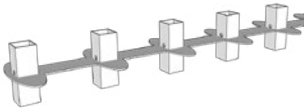
**20** Pin (steel)



**21** Neoprene mounting



**22** Support for shutters (steel)



**23** Shutter support unit (steel)



**24** Oval shutter



Project in Skolkovo, Russia.

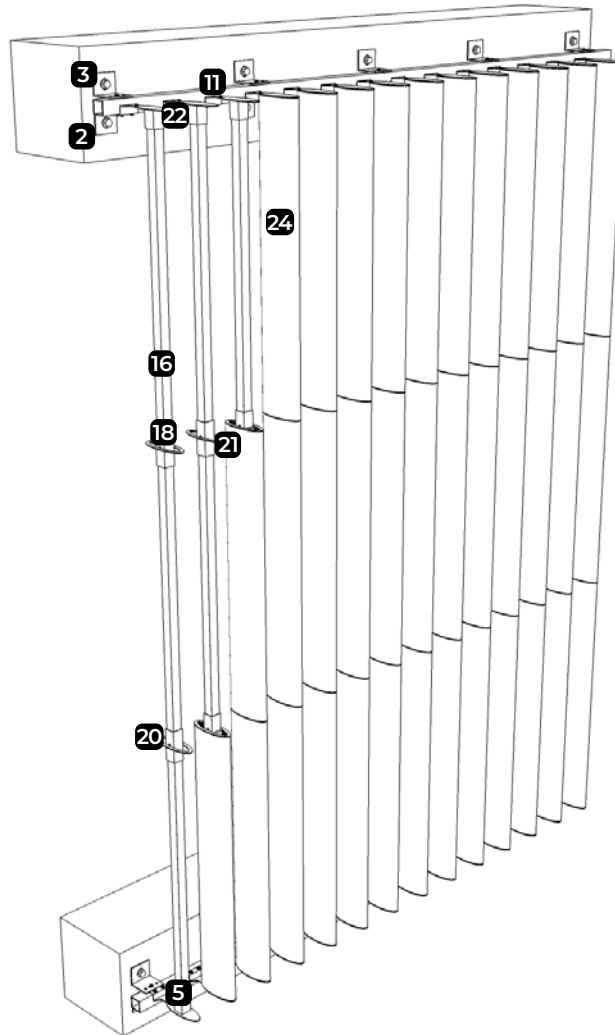


# OVAL SHUTTER 150

## INSTALLATION SYSTEM

### VERTICAL INSTALLATION

In cases of vertical installation, a metal tube from a section which is smaller than the free internal section of the shutter is used as a safety element, and plastic components prevent the free movement of the system.



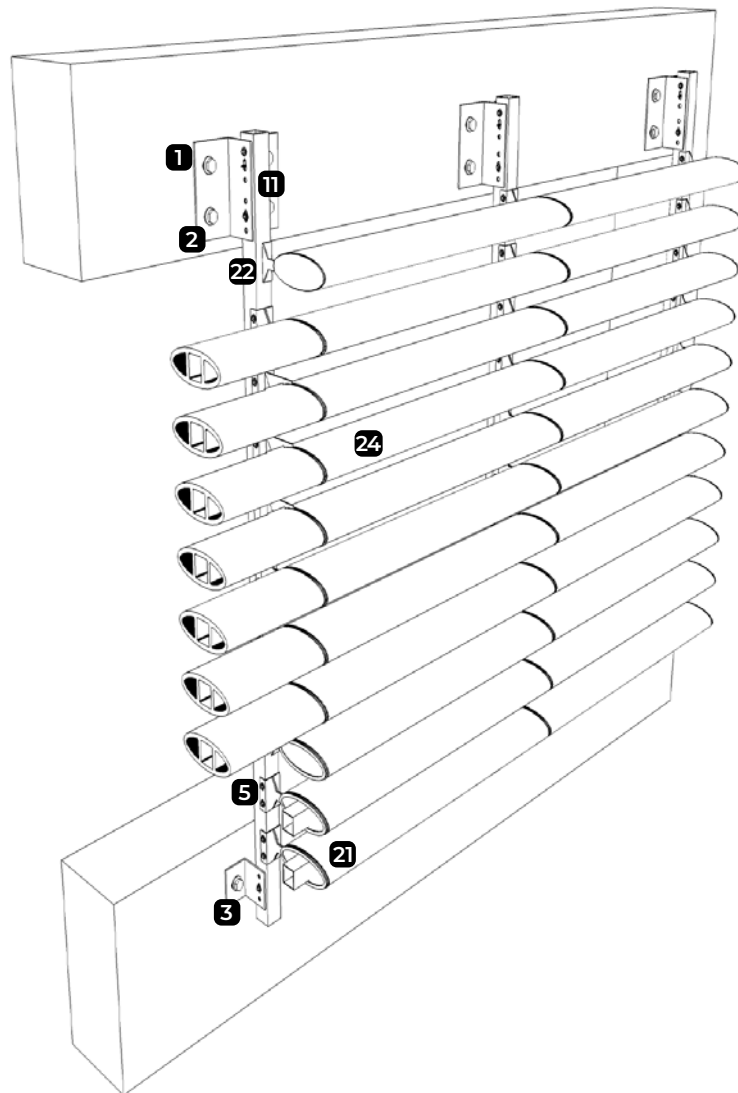
### ELEMENTS OF THE SYSTEM

- |  |   |                             |
|--|---|-----------------------------|
| <b>2</b> HAS M8 x 70 (Stainless Steel A2)    | <b>11</b> Vertical-tube profile 40x40x2 (Aluminium) | <b>20</b> Pin (steel)       |
| <b>3</b> Retention bracket (Aluminium)       | <b>16</b> Internal tube – 30x30x1.2 (iron)          | <b>21</b> Neoprene mounting |
| <b>5</b> Screw 5.5 x 22 (Stainless Steel A2) | <b>18</b> Connector sleeve – 35x35x1.2 (steel)      | <b>24</b> Square shutter    |

# OVAL SHUTTER 150

## INSTALLATION SYSTEM

For horizontal installation a cable can be used as an element of security which is inserted in the interior of the shutter and anchored to the supports. Its features will depend on the dimensions of the boards.



### ELEMENTS OF THE SYSTEM

- |   |   |  |
|---|---|--|
| <b>1</b> Support bracket (Aluminium)      | <b>5</b> Screw 5.5 x 22 (Stainless Steel A2)        | <b>22</b> Support for shutters (steel) |
| <b>2</b> HAS M8 x 70 (Stainless Steel A2) | <b>11</b> Vertical-tube profile 40x40x2 (Aluminium) | <b>24</b> Square shutter               |
| <b>3</b> Retention bracket (Aluminium)    | <b>21</b> Neoprene mounting                         |  |





PROJECTS

## SHUTTER



THE VIEW MARBELLA  
Málaga, Spain

The round board used in this project, measuring 55mm in diameter and 3,000mm long is configured to support the building's design and aesthetics, boosting the potential for architectural creativity. It is used to give continuity to the ceramic ventilated façade or in combination with all types of materials.

System: Round board XXL

Colours: F55 Blanconat 9010

Metres: 14.000 ml of ceramic board






RESIDENTIAL CASER  
Madrid, Spain

This modern building stands out for the variety of volumes and textures created with the Favemanc ceramic ventilated façade, which allows light and movement to the structure thanks to the visual effect created by the rectangular boards and volumetric parts. The panels have been created specifically for this project in two ranges of natural non-glazed colours.

System: Round board XXL

Colours: F55 Blanconat 9010 and F039 Negronat

Metres: 1.920 m2 of ceramic board









SAMSUNG HOSPITAL  
South Korea


Ventilated façade project which combines ceramic façade panels XD 22 mm with Active Plus and 3,000 linear metres of white ceramic shutters.


System: Square board and XD 22

Colours: F21 Nieve

Metres: 3.000 ml of ceramic board







RESIDENCE IN ARAVACA  
Madrid, Spain


Ventilated façade project carried out with square ceramic boards placed horizontally.

System: Square board

Colours: F013 Terracota







HOSPITAL SANT JOAN DE DÉU  
Barcelona, Spain

System: Square board and XD 22

Colours: F105 Gris Barcelona




# XXL PANEL

Exclusive solution of Favemanc

Currently the best ceramic panel on the market for ventilated facades. Resolve the possibility of forged installation, following the demands of the architectural sector by choosing materials in major formats.

Its double installation system, horizontal or vertical, together with the wide variety of combinations of heights and lengths, give this panel great versatility when it comes to cladding any type of façade, as it can be easily adapted to the structural and singular elements of the façade, offering at the same time unquestionable technical advantages:



- They offer greater capacity for thermal and acoustic insulation. Their large size means a reduction in the number of seals and consequently, loss of insulation.
- Improved performance in installation: quicker assembly due to the larger size and reduction in the number of movements required by the crane and other assembly machinery.
- Its thickness makes it highly resistant to possible impacts and guarantees durability.

	600 mm	23 5/8 in	650 mm	25 19/32 in	700 mm	27 9/16 in	750 mm	29 17/32 in
Alto	800 mm	31 1/2 in	900 mm	35 7/16 in	950 mm	37 13/32 in	1000 mm	39 3/8 in
	1050 mm	41 11/32 in	1100 mm	43 5/16 in	1150 mm	45 9/32 in		
Largo	1200-3000 mm				47,2-118 in			
Espesor	25 mm	0 63/64 in		22 mm		0 55/64 in		
Peso	36,6 kg/m <sup>2</sup>		6,94 lb/sqft		30,5 kg/m <sup>2</sup>		5,79 lb/sqft	

Moreover, the enamelling process used in our panels also demonstrates pioneering work in extruded ceramics and ceramic facades. To carry out this design, a combination of a metallic engobe base is used, with an application of reactive glue using inkjet technology (using an glazed design) and a final application of a metallic grain. The final coat is achieved by adhesion of the grain over the design applied with the coating of glue, in reaction with the metallic base which gives the effect of textured metal.







## CURVED CERAMIC PANEL

Exclusive solution of Favemanc

This is an exclusive extruded ceramic solution which meets the construction challenge of ventilated façade corners. All advantages: This part is designed to be installed with the same system as with the other panels and responds to the same dovetailed anchoring method covering the basic needs of differentiation of the project and adapting the architectural design.

The innovative elements of this component are principally:



High	300 mm	11 <sup>13</sup> / <sub>16</sub> in
Wide	1200 mm	47 <sup>1</sup> / <sub>4</sub> in
Thickness	22 mm	0 <sup>55</sup> / <sub>64</sub> in
Weight	42 kg/m <sup>2</sup>	1,88 lb/sqft

- Ease of installation and uniformity of the aesthetics over the whole building.
- Continuity of the corner, with the same shape and dimension as the rest of the façade.
- Better corner safety, avoiding sharp angles.



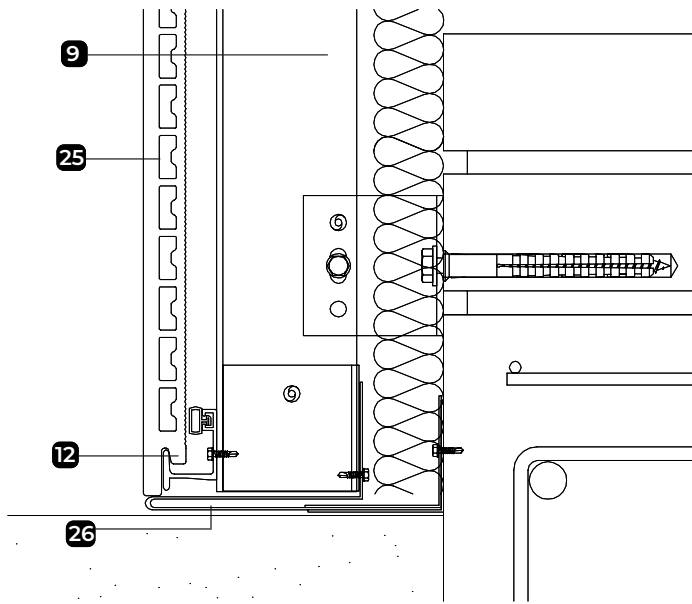






## CONSTRUCTION DETAILS

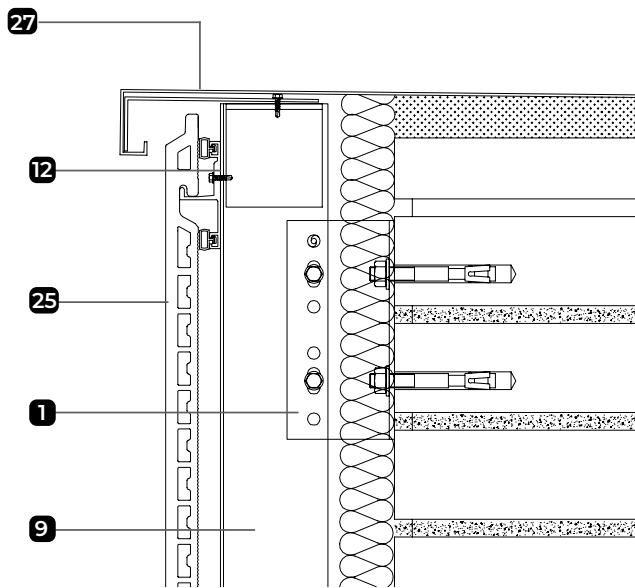
## DETAILS OF START



- 9** Vertical profile
- 25** Ceramic panel
- 12** Fastening clip
- 26** Microperforated clip



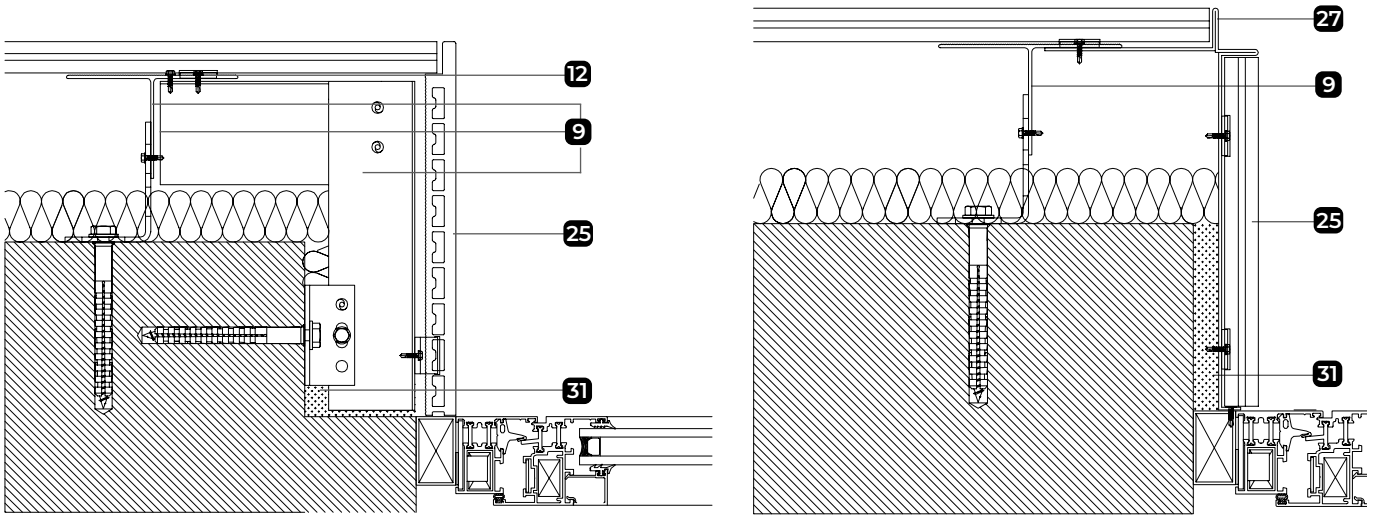
## COMPLETION DETAIL



- 27** Metallic sheet
- 12** Fastening clip
- 25** Ceramic panel
- 1** Support bracket
- 9** Vertical profile



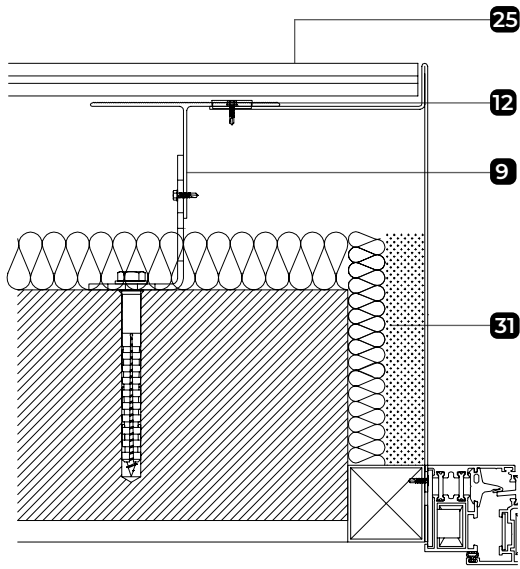
# CERAMIC JAMB DETAIL



- 12** Fastening clip
- 9** Vertical profile
- 25** Ceramic panel
- 31** Sprayed polyurethane insulation
- 27** Metallic sheet



## METALLIC JAMB DETAIL

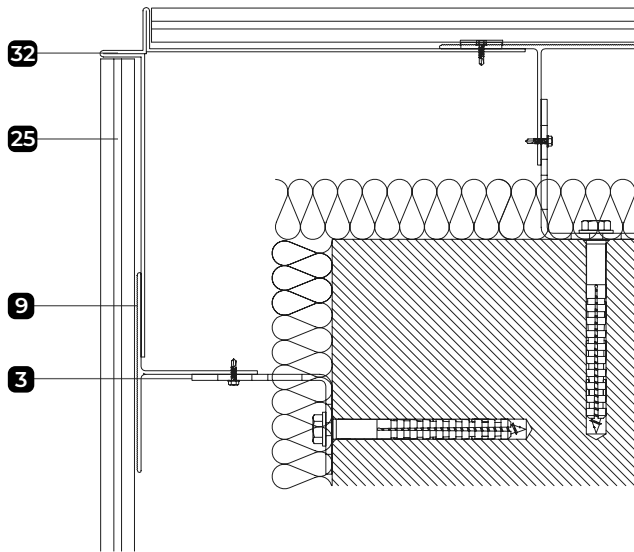


- 25** Ceramic panel
- 12** Fastening clip
- 9** Vertical profile
- 31** Sprayed polyurethane insulation






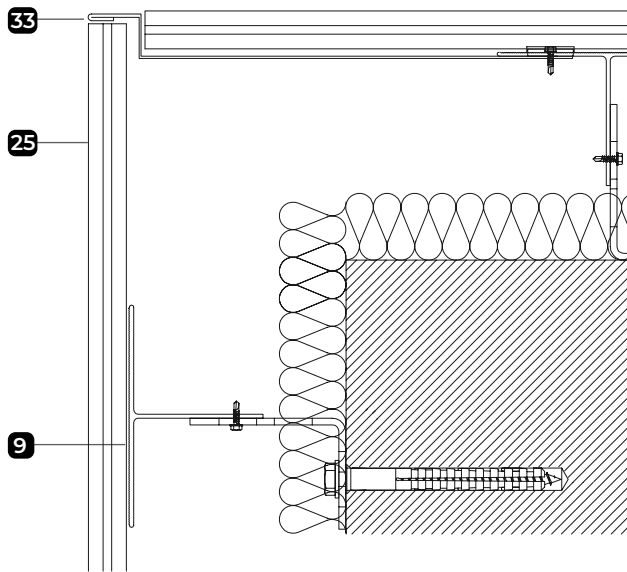
## OPEN CORNER DETAIL



- 32** Corner profile
- 25** Ceramic panel
- 9** Vertical profile
- 3** Retention bracket



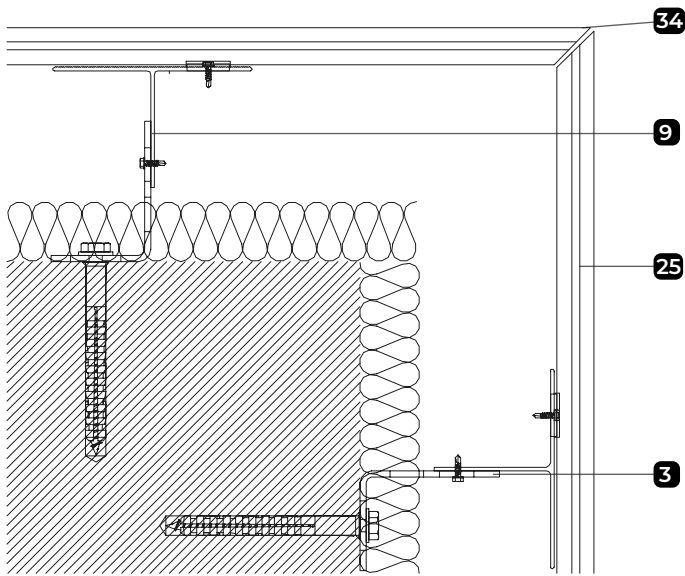
## CORNER COVER DETAIL




- 33** Lateral cover profile
- 25** Ceramic panel
- 9** Vertical profile I



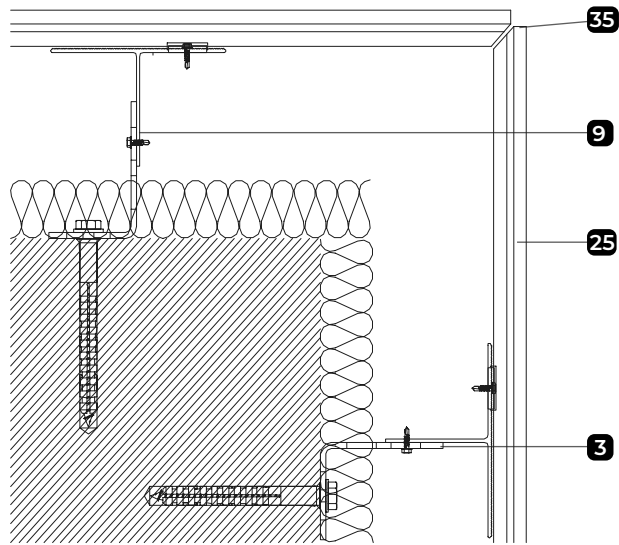
## CORNER OF ANGLE DETAIL



- 34** Corner of angle
- 9** Vertical profile
- 25** Ceramic panel
- 3** Retention bracket



## PILASTER EDGE CORNER



**35** Pilaster edge corner

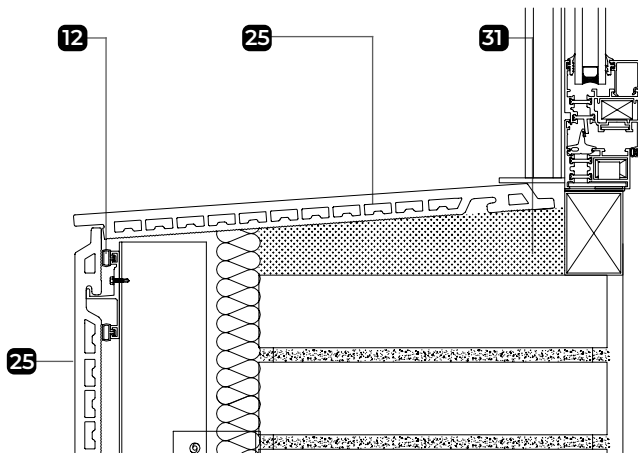
**9** Vertical profile

**25** Ceramic panel

**3** Retention bracket



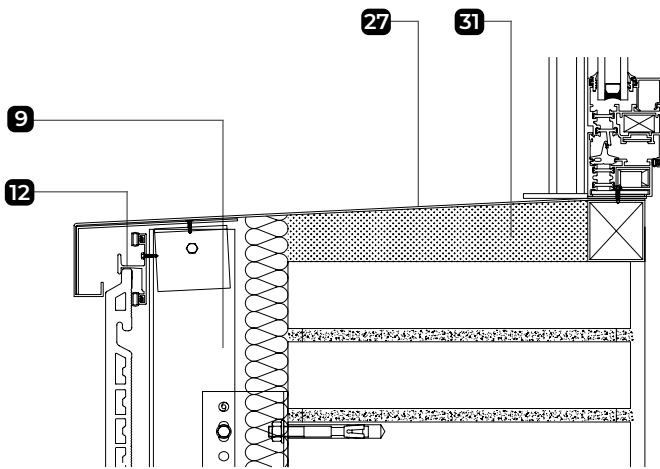
## CERAMIC RAIN GUTTER DETAIL



- 31 Sprayed polyurethane insulation
- 25 Ceramic panel
- 12 Fastening clip



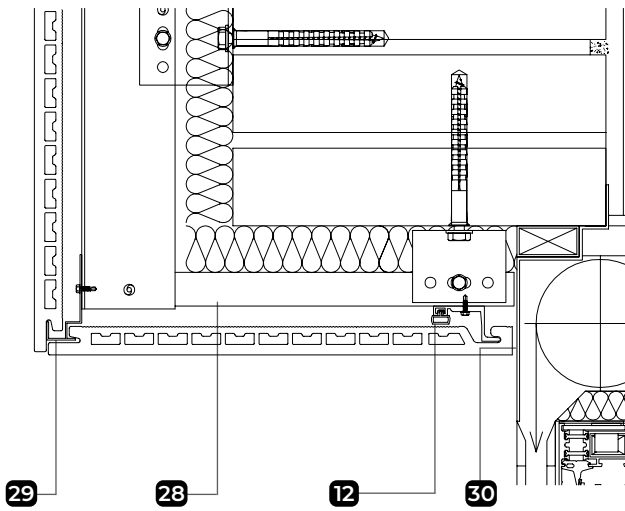
## METALLIC RAIN GUTTER DETAIL



- 27** Metallic sheet
- 9** Vertical profile
- 12** Fastening clip
- 31** Sprayed polyurethane insulation



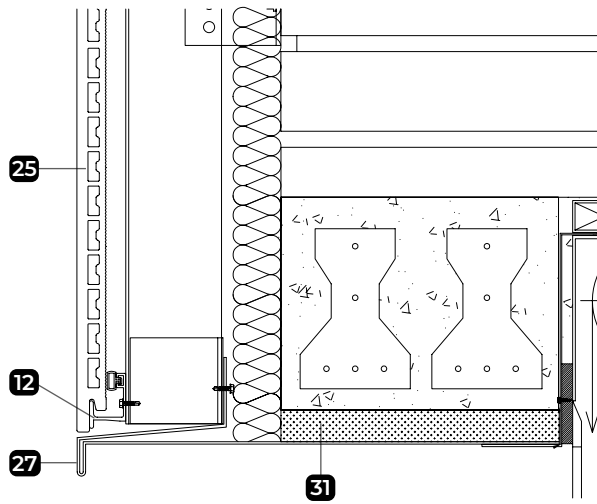
## CERAMIC LINTEL DETAIL



- 12** Fastening clip
- 28** Tube profile 60x20 (Aluminium)
- 29** Lintel fastening clip
- 30** Silicone sealing



## METALLIC LINTEL DETAIL



- 25** Ceramic panel
- 12** Fastening clip
- 27** Metal clip
- 31** Sprayed polyurethane insulation





# Gresmanc

G R O U P

Ctra. Consuegra, km 1.200,  
45470 Los Yébenes (Toledo) SPAIN  
+34 925 322 522

[info@gresmanc.com](mailto:info@gresmanc.com)

[www.gresmanc.com](http://www.gresmanc.com)



Gresmanc Group reserves the right to cancel or modify, totally or partially, any of the models, colours, formats, references and technical specifications in this catalogue. The reproduction of the colours in this catalogue may differ slightly from the originals. Reproduction of all or part of the text or image content of this catalogue is prohibited and will be prosecuted to the fullest extent of the law.

Gresmanc

GROUP

[www.gresmanc.com](http://www.gresmanc.com)